


**NORTH CHARLESTON  
COLISEUM**



**NORTH CHARLESTON  
PERFORMING ARTS CENTER**

**CHARLESTON AREA CONVENTION CENTER**

---

Reggie Burgess  
Mayor


Scott Keith  
General Manager

# **NORTH CHARLESTON PERFORMING ARTS CENTER**

## **FACILITY TECHNICAL INFORMATION**

**REVISED July 2025**





# TABLE OF CONTENTS

<b>1.0</b>	<b>TECHNICAL SPECIFICATIONS .....</b>	<b>4</b>
1.1	VENUE SHAPE .....	4
1.2	CAPACITY .....	4
1.3	LOBBY OPENS .....	4
1.4	CATERING.....	4
1.5	NOVELTIES .....	4
1.6	STAGEHANDS.....	4
1.7	ADA ACCESSIBILITY .....	4
1.8	BACK STAGE ACCESS.....	4
1.9	STAGE .....	5
1.10	ORCHESTRA LIFT .....	5
1.11	SUPPORT AREAS .....	5
1.12	FOH LOCATION .....	5
1.13	SOUND SYSTEM .....	6
1.14	PRODUCTION INTERCOM SYSTEM .....	7
1.15	ASSISTED HEARING SYSTEM .....	7
1.16	LIGHTING SYSTEM & FIXTURES .....	7
1.17	VIDEO SYSTEM & EQUIPMENT .....	8
1.18	ELECTRICAL .....	8
1.19	RIGGING.....	9
1.20	STAGE RISER .....	9
1.21	EQUIPMENT/SERVICES .....	10
1.22	MANLIFT .....	10
1.23	FORKLIFTS.....	10
1.24	UNSTACKING MOTOR.....	10
1.25	PARKING.....	10
1.26	TRUCK STAGING .....	10
1.27	INTERNET .....	10
<b>2.0</b>	<b>RULES &amp; REGULATION .....</b>	<b>11</b>
<b>3.0</b>	<b>LINE SET SCHEDULE (TYPICAL) .....</b>	<b>12</b>
<b>4.0</b>	<b>FLOOR PLANS .....</b>	<b>13</b>
<b>5.0</b>	<b>STAGE PLAN OVERVIEW .....</b>	<b>14</b>
<b>6.0</b>	<b>DRESSING ROOMS PICTURES .....</b>	<b>16</b>
<b>7.0</b>	<b>LIGHTING HANG (TYPICAL) .....</b>	<b>17</b>
<b>8.0</b>	<b>FACILITY PARKING GUIDE.....</b>	<b>19</b>

## 1.0 TECHNICAL SPECIFICATIONS

### 1.1 Venue Shape

---

Proscenium Theater with continental seating and Left, Right, Center Grand Tiers. No balcony.

### 1.2 Capacity

---

Total: 2341

*Orchestra:* 1306

*Grand Tier:* 970

*Orchestra Pit:* 65 (removable)

### 1.3 Lobby Opens

---

Sixty (60) minutes prior to curtain

### 1.4 Catering

---

In-house catering available. Contact Sodexo Live! 843-744-0168 ext. 4900

### 1.5 Novelties

---

Locations available, percentages apply. Contact: Alan Coker 843-529-5012

### 1.6 Stagehands

---

IATSE Local 333

<https://www.iatse333.com/>



### 1.7 ADA Accessibility

---

Lobby, house, stage, orchestra pit and dressing/chorus rooms are ADA accessible.

### 1.8 Back Stage Access

---

Located at the East End of building (inside the gated and walled service yard) with a set of double doors into the back stage area and (2) exterior 16'h x 10'w roll-up doors at dock level.

Twin docks at truck height (3' 11") (one with a leveler plate).

The interior receiving area (the bottle neck) is approximately 30' x 34'.

Stage access is through a Bi-fold sound isolating door measures 16'h x 16'w.

Distance from exterior doors to interior stage door is 30'.

## 1.9 Stage

---

*Size:* 106' x 42'

*Apron:* 72' x 4'

*Stage Height:* 3'6"

*Floor Type:* 1 inch Maple strip floor (Painted Black)

*Proscenium Width:* 60'

*Proscenium Height:* 25'

*Grid Size:* 106' x 42'

*Grid Height:* 67'

*House Access:* Ramps stage right and left

Removable stairs are available in pit area if know before tickets go on sale.

NOTE: Proscenium to Catwalk distances:

#1 - 6'; #2 - 20'; #3 - 40';

Follow Spot Booth catwalk - 84';

Proscenium to Rear of house -144'

## 1.10 Orchestra Lift

---

Push-button Gala Spiral lift to three fixed stops: thrust stage, additional seating or orchestra pit.

*Lift Width:* 50'

*Lift Depth:* 12' 9" (center stage) rounded to 4' 6" (sides)

*Orchestra Pit Width:* 50'

*Orchestra Pit Depth:* 8' 7" (From stage height)

Pit carpet available upon request

## 1.11 Support Areas

---

<u>Dressing Rooms</u>	<u>Type</u>	<u>Capacity</u>
-----------------------	-------------	-----------------

(2)	Quad	6
(4)	Single	4 & 3
(2)	Chorus	22

(1) Wardrobe 11' x 36'  
(3 washers, 3 dryers and 1 double sink)

(1) Green Room - 9'6" x 28'  
(Furnished)

(1) Production office - 8' x 18'  
(2 6' tables & chairs & 43" TV)

(1) "Blue Hallway" - 15' x 75'  
(Dead case storage)

All Dressing and Chorus rooms contain lighted make-up mirrors, chairs, counter tops, electrical outlets, sinks, showers, toilets, refrigerators, TVs and independent thermostats.

## 1.12 FOH Location

---

The typical floor location for touring shows is located between the accessible seating locations in the middle of the cross aisle, 87' from stage. 20' wide by 8' deep (limited depth of 8' due to ADA requirements). This requires a minimum of 175' snake run.

### **1.13 Sound System**

---

#### *FOH Mixer:*

(1) Yamaha CL5 Digital Mixing Console (Dante)

#### *FOH Processing:* EAW UX-8800

#### *Main Speaker System:*

(24) EAW KF730 3-way Line Array Modules (Left/Right configuration)

(8) EAW SB1002 low frequency speakers (mono feed)

(4) EAW MKD 526 front fill speakers (mono feed)

#### *Grand Tier Delay Speakers:*

(6) EAW KF300e 3-way full range speakers (Left/Right configuration)

#### *Amplifiers:*

(12) Crown Model Macro-Tech i Series power amplifiers

#### *Monitor Mixer:*

(1) Yamaha CL5 Digital Mixing Console (Dante)

#### *Monitor Processing:*

(4) dbx DriveRack Venu360 Processors

#### *Monitor Amps:* 12 bi-amp mixes

(6) Lab.gruppen E4:2 (3) Lab.gruppen E12.4

#### *Monitor Speakers:*

(8) EAW SM-260iV & (6) EAW SM-200iH (4) EAW RL15 & (4) EAW 18" powered subs

(6) JBL VP 7212MDP powered wedges (1) TurboSound iQ15B powered sub

#### *Input/Output Racks:*

(2) Rio3224-D Stage boxes

(1) Rio1608 Stage box

(1) Ri8-D input unit

(2) Ro8-D output units

(60) Channels of copper Input to FOH

(20) Channels of copper Output from FOH

#### *Wireless Microphones:*

(10) Shure Axient AD4D wireless receivers (6) lavalier microphones and (10) Beta 58/87 hand held microphones

(8) Shure UHF-R wireless receivers (8) lavalier microphones and (8) Beta 58 hand held microphones

#### *Lobby Paging/Monitor Systems:*

The system allows for voice paging in the lobby areas, provides background music or serves as a lobby PA.

### **1.14 Backstage Paging/Monitor Systems:**

The system allows for isolated voice paging throughout the backstage support areas. In addition, the system can receive the program originating onstage and distribute this to the backstage area as well. Each room and the hallways have an independent volume controls.

#### *Misc. Equipment:*

A full range of microphones, stands, snakes, patch cords, direct boxes and stage power drops are available.

### **1.15 Production Intercom System**

Clear-Com 4-channel master station system with hard-wired locations throughout the theater. Equipment includes belt-packs, headsets.

Clear-Com FreeSpeak II Digital Wireless Duel-Channel Intercom system in 2.4 GHz. (4 packs)

### **1.16 Assisted Hearing System**

One Listen System LT-800 RF transmitter and several RF receivers with ear buds and induction loops are available upon patron request. (72 MHz)

**\* A mono show feed from visiting acts is required to stay compliant with SC ADA laws.\* This feed can be taken at FOH or Down Stage left.**

### **1.17 Lighting System & Fixtures**

#### *Operator's Console:*

Grand MA 3 Light Console (running MA2 software) w/ six universes. (GrandMA on PC as backup)

#### *Dimmers:*

ETC CEM3 Sensor Dimmer Racks (92 ThruPower) (655 D20 modules) (1<sup>st</sup> & 2<sup>nd</sup> Univ)

#### *Master Preset Station:*

Simple house and stage work lighting control station for non-console control.

#### *Stage Lighting Instruments:*

(36) ETC ColorSource Fresnel V LED fixtures. (2<sup>nd</sup>, 4<sup>th</sup> & 5<sup>th</sup> Electrics) (3<sup>rd</sup> Univ)

(8) High End SolarPix 19 wash fixture (3<sup>rd</sup> Electrics) (5<sup>th</sup> Univ)

(8) Martin MAC Allure Profile spots fixtures (1<sup>st</sup> & 3<sup>rd</sup> Electric) (4<sup>th</sup> & 5<sup>th</sup> Univ)

(8) Martin MAC Aura wash fixtures (1<sup>st</sup> Electric) (4<sup>th</sup> Univ)

(20) ETC ColorSource SPOT V LED FIXTURE (3<sup>rd</sup>, 4<sup>th</sup> & 5<sup>th</sup> Univ)

(5) Chauvet Rouge R3 Spot fixtures (5<sup>th</sup> Univ)

(4) Chauvet Strike 4 LED audience blinders (4<sup>th</sup> Univ)

(8) Martin MAC 101 wash fixtures (3<sup>rd</sup> Cove FOH) (4<sup>th</sup> Univ)

(20) ETC ColorSource Spot V LED fixture, 10 degree (3<sup>rd</sup> Cove FOH) (7<sup>th</sup> Univ)

(35) ETC ColorSource Spot V LED fixture, 19 degree (3<sup>rd</sup> Cove FOH) (7<sup>th</sup> Univ)

(8) Chauvet Ovation B-2805FC (RGBAL) Cyc-Lights (Upper 6<sup>th</sup> Electric) (5<sup>th</sup> Univ)

(8) Chauvet Ovation B-2805FC (RGBAL) foot or side lights. (Lower 6<sup>th</sup> Electric) (5<sup>th</sup> Univ)

(1) Chauvet LED (RGB) Zoom Leko

- (44) ETC S4 19° Ellipsoidal Spotlight, 19 degree, 750W lamp
- (20) ETC S4 26° Ellipsoidal Spotlight, 26 degree, 750W lamp
- (12) ETC S4 36° Ellipsoidal Spotlight, 36 degree, 750W lamp
- (6) ETC 25/50° Ellipsoidal Zoom Spotlight, 25-50 degree, 750W lamp
- (25) ETC Source 4 PARs - 575W lamp

(4) Lycian 1290 XLT 2000w follow spots

- (1) Antari HZ-1000 Haze Machine
- (1) Antari HZ-500 Haze machine & Fan

Equipment as available: top hats, donuts, gobo holders, drop in iris etc.

### **1.18 Video System & Equipment**

---

#### *Projectors:*

- (1) Panasonic PT-RW930B 10,000 Lumen Laser projector (with Batten Fly rig)
- (2) Panasonic PT-MW780 7,000 Lumen Laser projector (Gnd support only)

#### *Screens:*

- (2) Dalite 9 x 16 foot front & rear projection screens
- (1) Dalite 14 x 25 foot front & rear projection screen
- (2) Desk top 5 x 6 foot pull up screens
- (1) 5 x 6 quick tripod screen

#### *Switcher:*

- (1) Roland V-60HD HD Video Switcher
- (1) Kramer VP-771 Presentation Switcher/Scaler

#### *Players:*

- (2) Presentation Laptop
- (2) DVD players

### **1.19 Electrical**

---

<u>Quantity</u>	<u>Type</u>	<u>Phase</u>	<u>Location</u>
(3)	400-amp	3-phase	Downstage right, 50' from downstage center
(1)	200-amp	3-phase	Downstage right
(1)	400 amp	3-phase	Downstage left 50' from downstage center (Audio)
(1)	200-amp	3-phase	Downstage left (Audio) (Isolated power)
(1)	250-amp	3-phase	Bus Power, (8) 50 amp outlets

All service voltage is 120/208. Show power disconnects equipped with Camlock connectors with reverse neutral and ground.



## 1.20 Rigging

---

### *Grid:*

Structural steel at 73' 6" above stage floor

Channel grid at 67' above stage floor

(Live Load Cap = 75 PLF Unif. Individual Gridwells (320 PLF)

Total grid measurements: 106' x 42'

### *Downstage of proscenium:*

Open ceiling with multiple beams at 40' 9" above stage floor.

### *Fly System:*

(67) Single purchase counter-weight batten system

(1) Dual batten stage electric set (6<sup>th</sup> Elec)

(2) Black Valour Tab Sets - Stage Left and Right

(2) Dual batten powered light ladder sets – Stage Left and Right

(14) Stage lighting drop boxes. – Stage Left and Right

Batten length (typical) is 70', 1 ½" schedule 40 pipe with 2,300# DISTRIBUTED weight limit.

Flyrail is located and controlled stage right at stage level.

### *Stage Curtains:*

DRAPERY	MATERIAL	COLOR	LGT.	HGT.	PANELS	FULLNESS
Fire Curtain	Fiberglass	Natural	63'	27'	1	None
Valence	Velour	Red	70'	12'	1	50%
Act Curtain	Velour	Red	37'	26'	2	100%
Full Black	Velour	Black	35'	26'	4	25%
Legs	Velour	Black	12'	26'	12	None
Borders	Velour	Black	35'	12'	16	None
Mid Stage Traveler	Velour	Black	37'	26'	2	50%
Up Stage Traveler	Velour	Black	43'	26'	2	50%
Tabs	Velour	Black	12'	26'	6	None
Legs	Gloss Satin	Snow	15'	26'	8	50%
Swag	Gloss Satin	Snow	25'	6'	6	100%
Scallops	Gloss Satin	Snow	5'	7'	9	100%
Cyclorama	Canvas	White	70'	30'	1	None
Scrim	Scrim	Lt. Blue	70'	30'	1	None
Scrim	Scrim	Black	70'	30'	1	None
Orch. Pit Curtain	Velour	Black	20'	7'	3	None

## 1.21 Stage Risers

---

4' x 8' sections, 12" high (6 total)

4' x 8' sections, adjustable from 16" to 24" high

4' x 8' sections, adjustable from 24" to 32" high

4 tier choral riser, 96-120 capacity

## **1.22 Equipment/Services**

---

*Piano:* Yamaha U-1 (Upright)

*Piano Tuning:* Available on request

*Music Chairs:* (70) Wenger Musician chairs

*Music Stands:* (70) Manhattan Black steel (70) Encore Duel level LED music stands lights

*Conductors Stand:* (1) Duel level Wenger Podium with music stand

*Pipe & Drape:* Black 8' and 3' banjo cloth is available

*Tables:* 6' & 8' rectangular and 66" & 72" rounds

*Chairs:* Folding and hard back

## **1.23 Manlift**

---

One Genie IWP-30 Aerial Work Platform. With a 350 lbs. Lift capacity. Base weight of unit is 1530lbs with no rider. Working height is 35ft 6in.

## **1.24 Forklifts**

---

Two Yale CNG forklifts with 5,000 lb. basic load capacity and 14' lift are available at the Facilities.

**Due to size and weight Forklifts may not be used on the stage or loading dock.**

One set of five-foot fork extensions is available.

## **1.25 Stacking motors**

---

**1000 lbs. motor** is hung in the loading dock at 20' and a 500 lbs. motor is mounted upstage left for the unstacking of road cases and truss.

## **1.26 Parking**

---

Service yard has space and shore power for approximately four buses and/or trucks. Service area is secured and lighted. Adjacent parking lot provides ample additional parking. (See overhead view on page 20.)

## **1.27 Truck Staging**

---

Based on a case by case solution.

## **1.28 Internet**

---

Wireless and hardwire internet is available in backstage, on stage, FOH and lobby areas. See Facility User Guide.

## 2.0 RULES & REGULATION

---

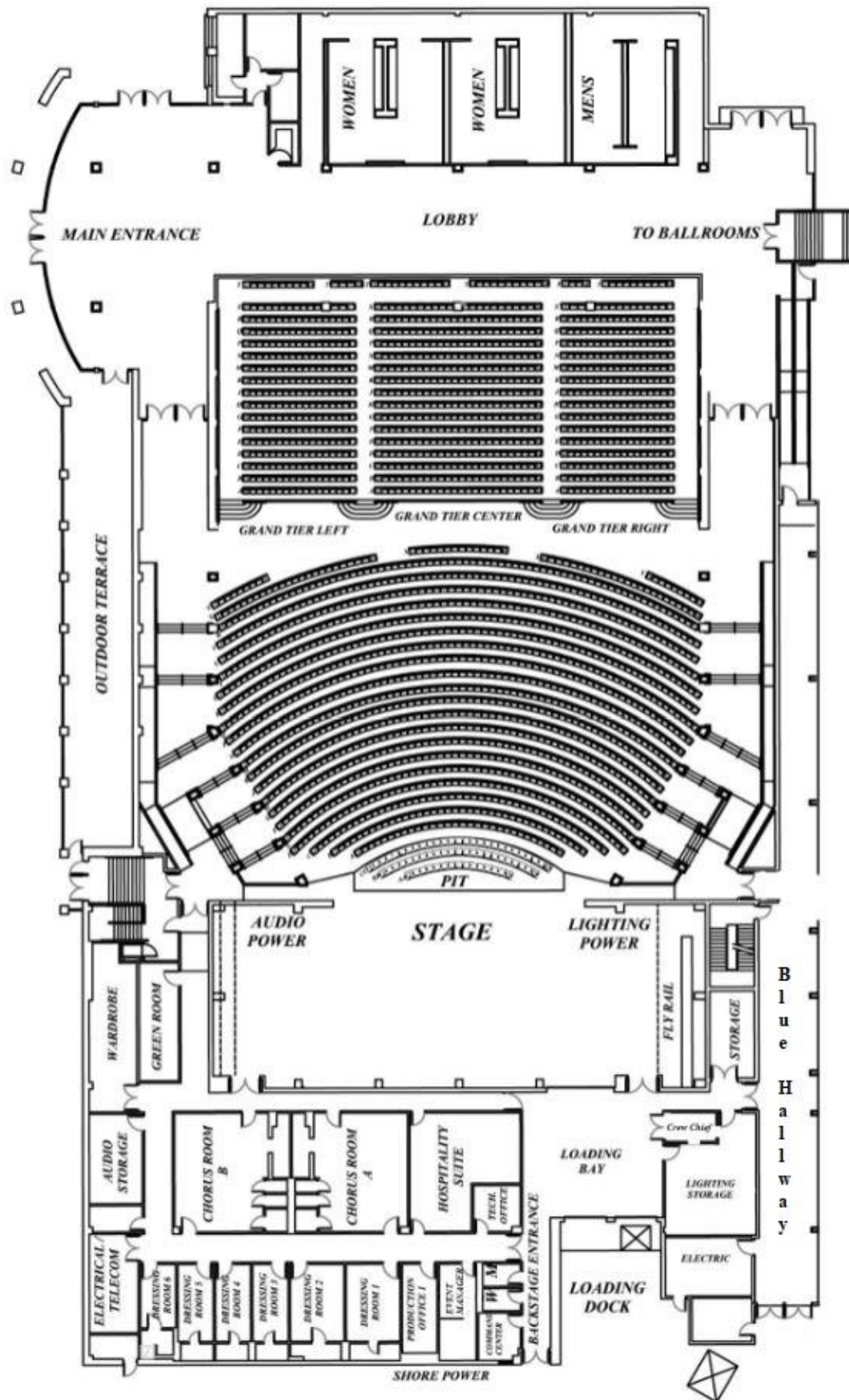
- 1) Any lag bolts that are needed to be bored into the stage must be correctly **pre-drilled** by the show's stage manager or head carpenter. Any damage or broken bolts that are not normal wear and tear **MUST** be removed or repairs will be charged back to the show.
- 2) The facility is owned by the City of North Charleston as such is a SMOKE FREE facility.
- 3) We have an Active Fabric Fire Safety Curtain in accordance with NFPA 80 Ch 20.
- 4) A mono show feed from visiting acts is required to stay compliant with SC ADA laws.
- 5) The theatre normally opens thirty (30) minutes prior to the scheduled performance. All set-up and sound checks must be complete by this time.
- 6) The Licensee shall not allow nails, tacks, stage screws or similar articles to be driven or placed in any part of the building without prior approval of the House Event Manager.
- 7) All scenery and paraphernalia shall be fireproofed by the Licensee to satisfy legal standards and the highest standards of accepted contemporary practice.
- 8) All smoke effects, flame effects, cold sparks, pyrotechnics and lasers must be pre-approved. See Facility User Guide for details.
- 9) Remaining programs, inserts or other items left behind after the final performance will be discarded after 24 hours of that performance, unless written arrangements have been made.
- 10) The Licensee will submit a "late seating" policy to the House Manager at minimum of two (2) hours prior to the event.
- 11) To provide a safe working environment, all visiting crew members are encouraged to wear hard hats during the advance, load-in and load-in calls until the riggers are finished installing all points and equipment is at trim height.
- 12) Aerial Work Platforms must be operated in accordance with manufactures specifications. No lift will be moved while it is in the raised position.
- 13) No fork lifts are allowed in the loading dock or stage area.
- 14) The Loading dock is equipped with a **1000lbs** chain motor mounted in the ceiling for stacking and unstacking of equipment.
- 15) The Up Stage Left corner is equipped with a **500lbs** chain motor mounted under the Jump for stacking and unstacking of equipment.

### 3.0 LINE SET SCHEDULE (TYPICAL)

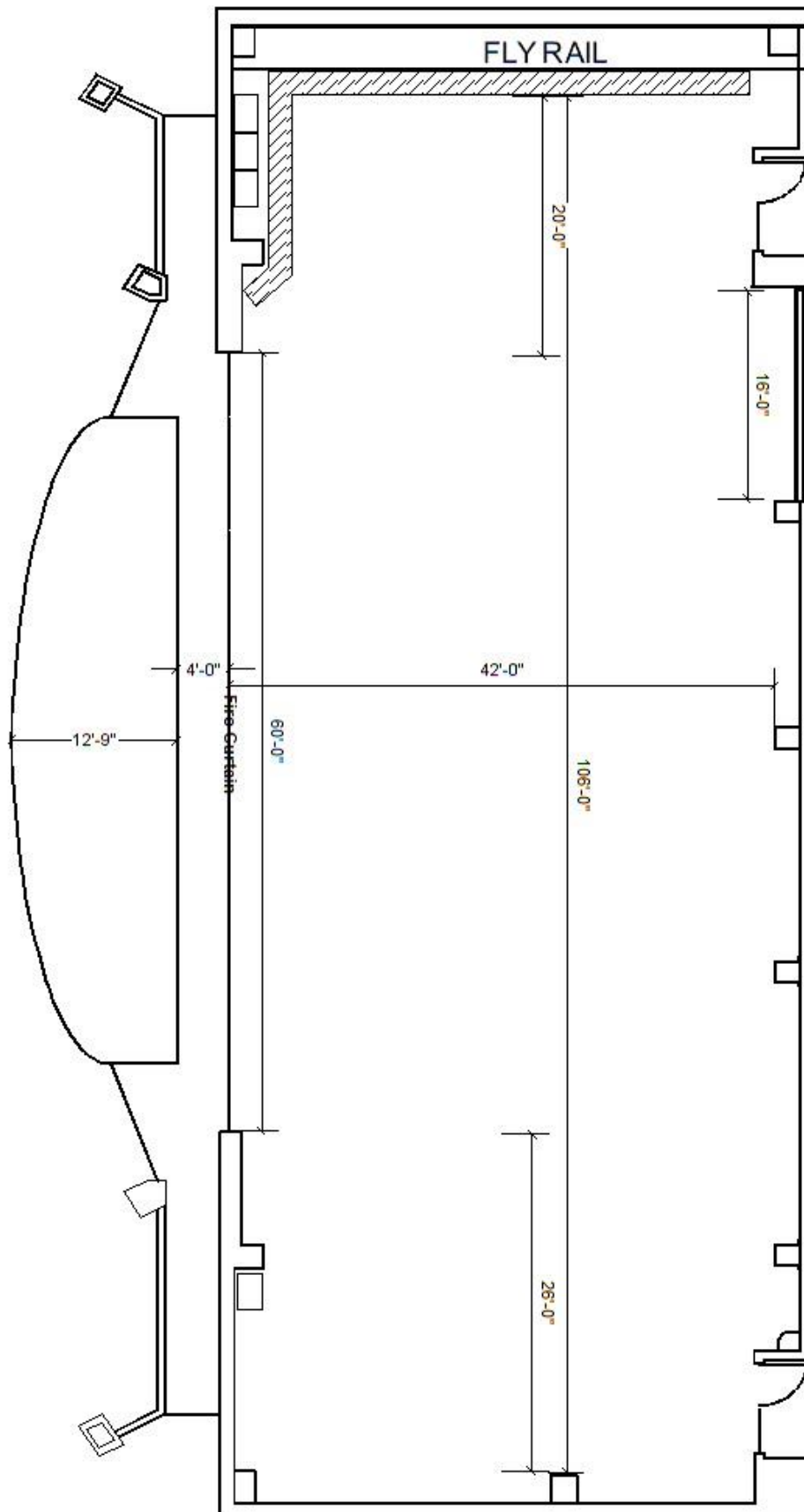
Line Set #	Discription	Location	Line Set #	Discription	Location
1	<i>Fire Safety Curtin</i>	0' - 3"	36	<b>Mid Stage Traveler</b>	21' - 6"
2	Valance	1' - 0"	37		22' - 0"
3	<b>Act Curtin</b>	1' - 6"	38		22' - 6"
4		2' - 0"	39		23' - 0"
5	Blinders	2' - 6"	40	4th Electric	24' - 6"
6		3' - 0"	41		25' - 0"
7	1st Electric	3' - 6"	42		25' - 6"
8		5' - 0"	43		26' - 0"
9		5' - 6"	44		26' - 6"
10		6' - 6"	45		27' - 0"
11		7' - 0"	46		27' - 6"
12		7' - 6"	47	5th Boarder	28' - 0"
13	2nd Border	8' - 0"	48	5th Legs	28' - 6"
14	2nd Legs SL	8' - 6"	49		29' - 0"
15	2nd Legs SR	9' - 0"	50		29' - 6"
16		9' - 6"	51	5th Electric	30' - 6"
17	2nd Electric	10' - 0"	52		31' - 0"
18		11' - 0"	53		31' - 6"
19		11' - 6"	54		32' - 0"
20		12' - 6"	55		32' - 6"
21		13' - 0"	56		33' - 0"
22		13' - 6"	57		33' - 6"
23	3rd Border	14' - 0"	58	6th Boarder	34' - 0"
24	3rd Legs	14' - 6"	59		34' - 6"
25		15' - 0"	60	<b>Up Stage Traveler</b>	35' - 0"
26		15' - 6"	61	<i>SR Light Ladder</i>	36' 6" Right of CL
27A		16' - 0"	62	<i>SR Tab Set</i>	38' 0" Right of CL
27B		16' - 6"	63		36' - 6"
28		17' - 0"	64	<b>6th Electric</b>	37' - 0"
29		17' - 6"	65		38' - 0"
30	3rd Electric	18' - 6"	66		38' - 6"
31		19' - 0"	67	White Cyc	39' - 0"
32		19' - 6"	68	Full Black	39' - 6"
33		20' - 0"	69	<i>SL Light Ladder</i>	36' 6" Left of CL
34		20' - 6"	70	<i>SL Tab Set</i>	38' 0" Left of CL
35	4th Border	21' - 0"			

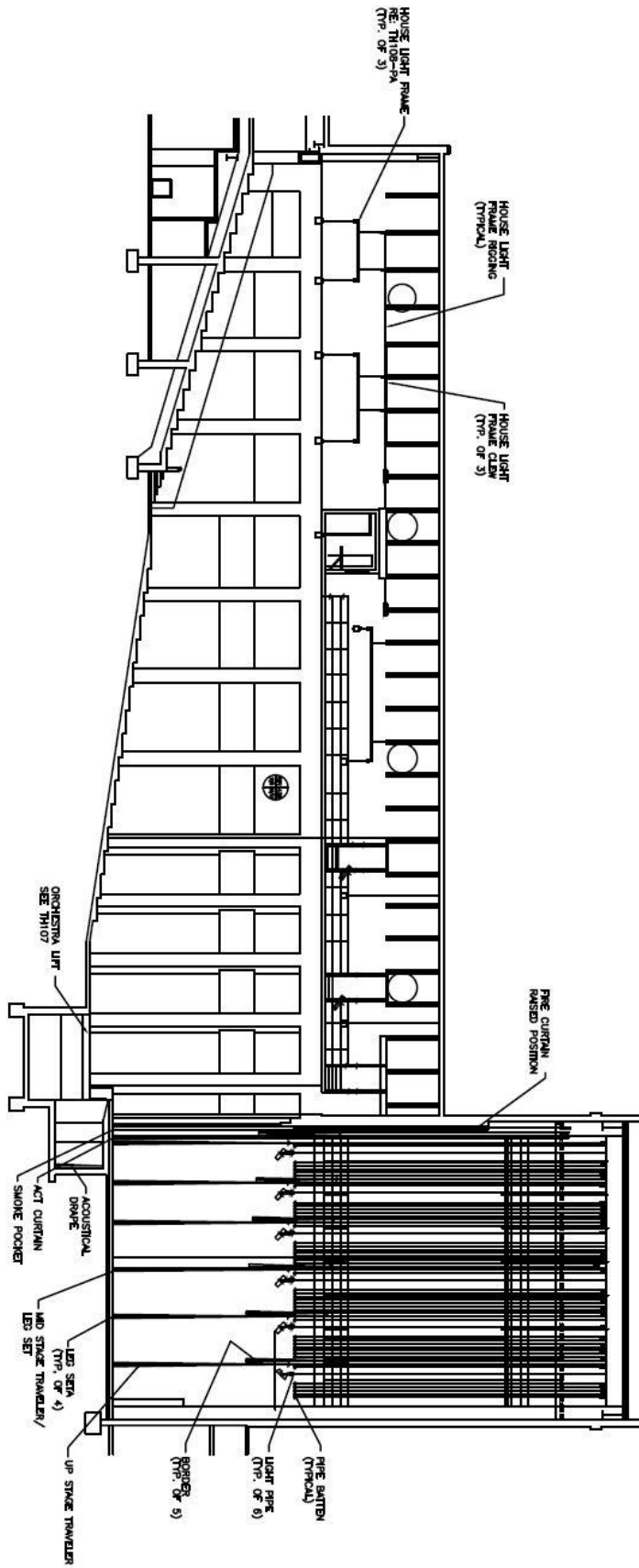
Note: Line Set Travel: 1-5, 8-10 = 54'      High Trim is 64 Feet  
    6-7, 11-70 = 60'

## 4.0 FLOOR PLANS



## 5.0 STAGE PLAN OVERVIEW





LONGITUDINAL SECTION — LOOKING STAGE RIGHT  
SCALE: 1/8" = 1'-0"



## **6.0 DRESSING ROOMS PICTURES**

---

**Dressing Room One**



**Dressing Room Two**



**Dressing Rooms Three through Six**




**Chorus Rooms A & B**



**Green Room**



**Wardrobe**



**Hospitality (Catering) Room**

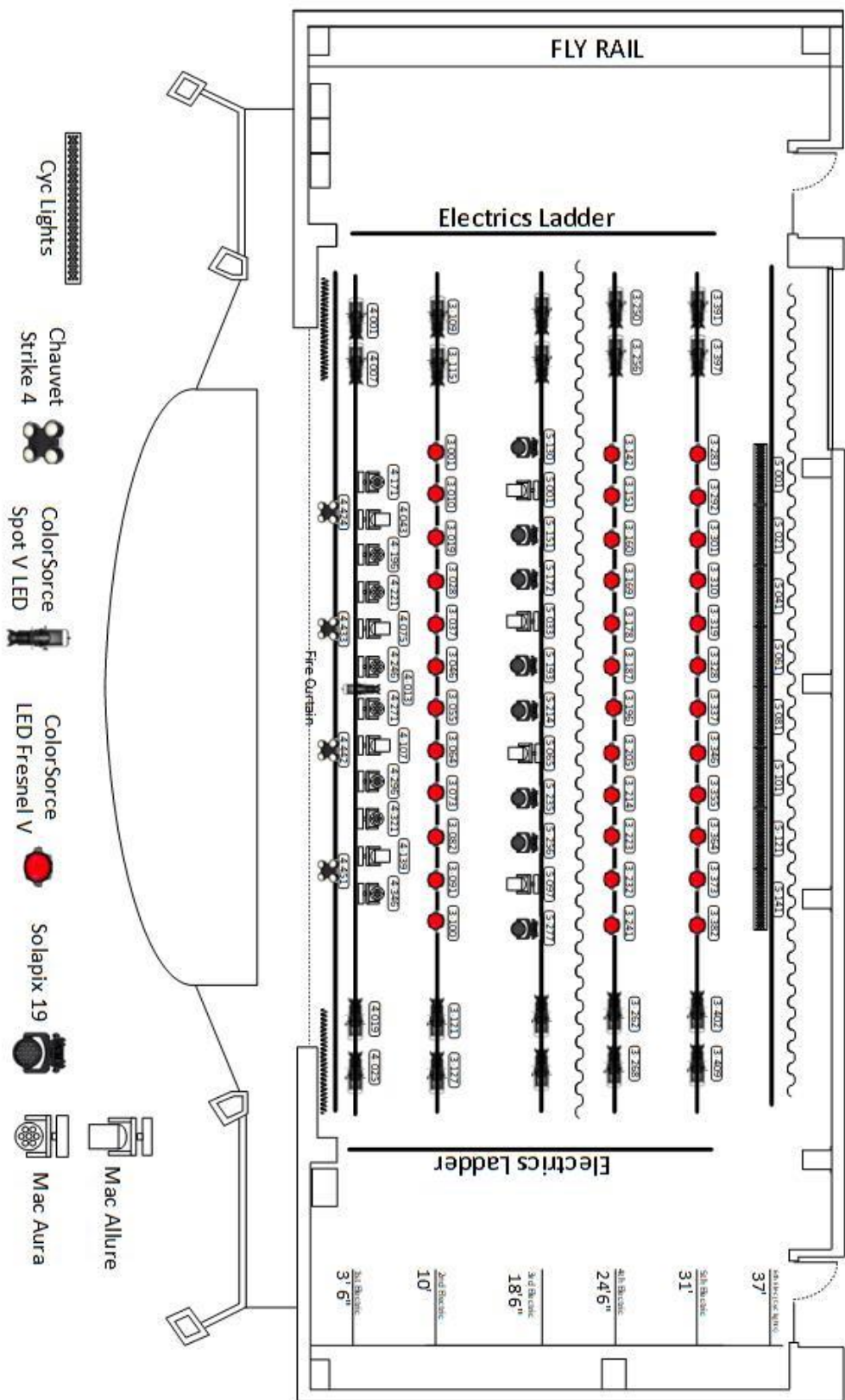


**Looking at Stage from Loading Dock door**

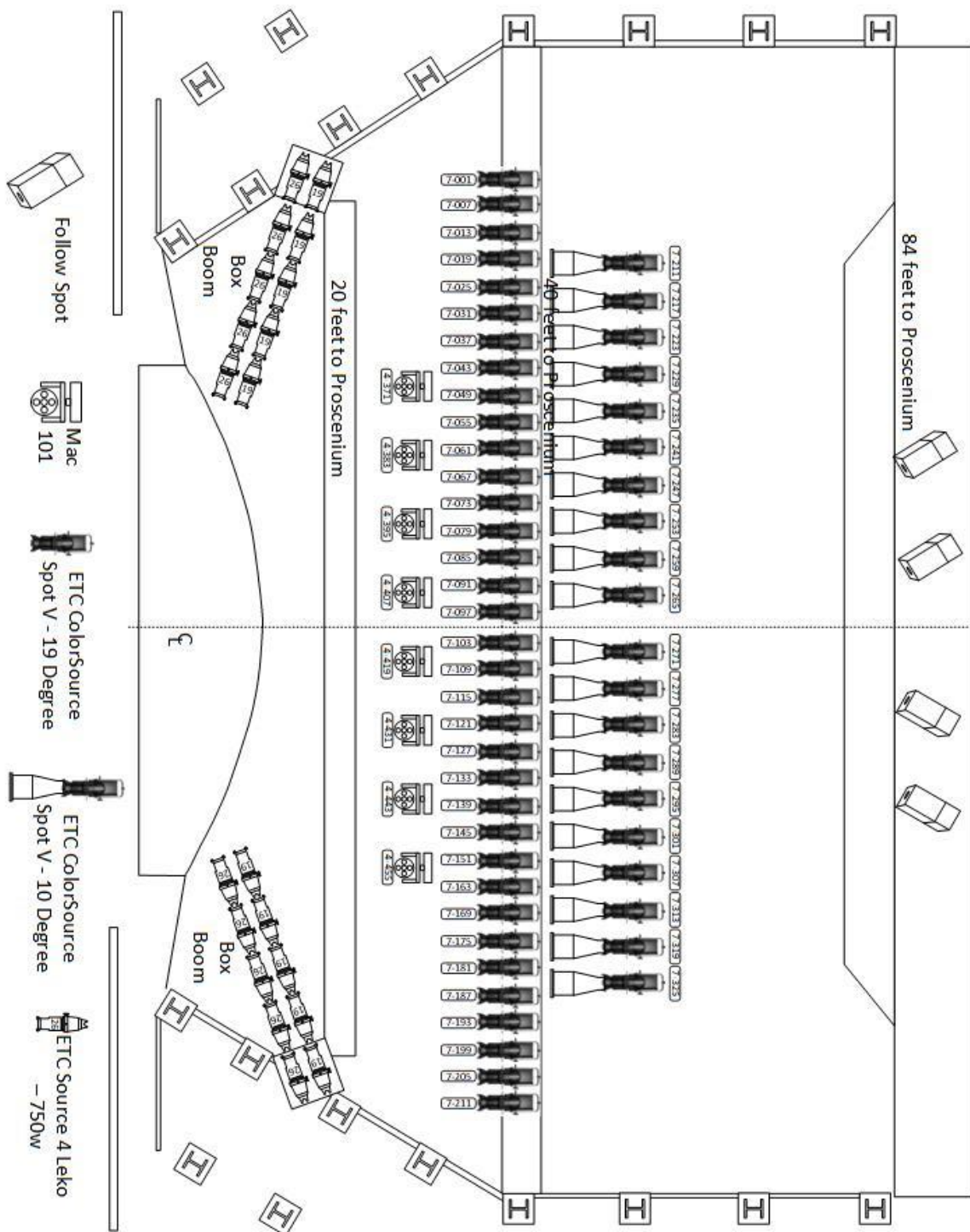




# 7.0 LIGHTING HANG (TYPICAL)



This is a typical setup for our facility. Depending on what event is there before will dictate the current configuration.



## 8.0 FACILITY PARKING GUIDE

North Charleston Coliseum/Convention Center/Performing Arts Center/Montague Terrace

