

**NORTH CHARLESTON
COLISEUM**



**NORTH CHARLESTON
PERFORMING ARTS CENTER**

CHARLESTON AREA CONVENTION CENTER

R. Keith Summey
Mayor

Frank Lapsley
General Manager

NORTH CHARLESTON PERFORMING ARTS CENTER

FACILITY INFORMATION

REVISED September 2016



TABLE OF CONTENTS

1.0	TECHNICAL SPECIFICATIONS	4
1.1	VENUE SHAPE	4
1.2	CAPACITY	4
1.3	HOUSE OPENS	4
1.4	CATERING	4
1.5	NOVELTIES	4
1.6	STAGEHANDS	4
1.7	ADA ACCESSIBILITY	4
1.8	ACCESS	4
1.9	STAGE	4
1.10	ORCHESTRA LIFT	5
1.11	SUPPORT AREAS	5
1.12	FOH LOCATION	5
1.13	SOUND SYSTEM	5
1.14	PRODUCTION INTERCOM SYSTEM	6
1.15	ASSISTED HEARING SYSTEM	6
1.16	LIGHTING	6
1.17	ELECTRICAL	7
1.18	RIGGING	7
1.19	STAGE RISER	8
1.20	EQUIPMENT/SERVICES	8
1.21	FORKLIFTS	8
1.22	PARKING	8
1.23	TRUCK STAGING	8
1.24	INTERNET	8
2.0	RULES & REGULATION	9
3.0	RIGGING SCHEDULE	10
4.0	FLOOR PLAN	11
5.0	STAGE PLAN	13
6.0	DRESSING ROOM PICTURES	14
7.0	LIGHTING	14
8.0	PARKING GUIDE	14

1.0 TECHNICAL SPECIFICATIONS

1.1 Venue Shape

Proscenium Theater with continental seating and Left, Right, Center Grand Tiers. No balcony.

1.2 Capacity

2341 Total
Orchestra: 1306
Grand Tier: 970
Orchestra Pit: 65 (removable)

1.3 House Opens

Sixty (60) minutes prior to curtain

1.4 Catering

In-house catering available.
See Facility User Guide.

1.5 Novelties

Locations available, percentages apply. See Facility User Guide.

1.6 Stagehands

IATSE Local 333



1.7 ADA Accessibility

Lobby, house, stage, orchestra pit and dressing rooms are ADA accessible.

1.8 Back Stage Access

Located at the East End of building (inside the fenced service yard) with (2) exterior 16'h x 10'w roll-up doors. Twin docks at truck height (3' 11") (one with a leveler plate). The interior receiving area (backstage) is approximately 30' x 34'.

Stage access is through a Bi-fold sound isolating door measures 16'h x 16'w. Distance from exterior doors to interior stage door is 30'.

1.9 Stage

Size: 108' x 42'
Apron: 72' x 4'
Stage Height: 3'6"
Floor Type: Pine strip floor (Black)
Proscenium Width: 60'
Proscenium Height: 25'
Grid Size: 106' x 42'
Grid Height: 67'
House Access: Ramps stage right and left

NOTE: Proscenium to Catwalk distances:
#1 - 6'; #2 - 20'; #3 - 40';
Booth catwalk - 84';
Proscenium to Rear of house -144'

1.10 ORCHESTRA LIFT

Push-button Gala Spiralift to three fixed stops: thrust stage, additional seating or orchestra pit.

Lift Width: 50'

Lift Depth: 13' (center stage) to 4' 6" (sides)

Orchestra Pit Width: 50'

Orchestra Pit Depth: 10' (in addition to lift depth)

1.11 Support Areas

<i>Dressing Rooms</i>	<i>Type</i>	<i>Capacity</i>
(2)	Quad	8
(4)	Single	4 & 3
(2)	Chorus	23

All contain lighted make-up mirrors, chairs, counter tops, electrical outlets, sinks, showers and toilets.

(1) Wardrobe	11' x 36'
<i>(3 washers, 3 dryers and 1 double sink)</i>	
(1) Green Room	9'6" x 28'
<i>(furnished)</i>	
(1) Production office	8' x 18'
<i>(desk & table)</i>	

1.12 FOH Location

The preferred floor location for touring shows is located between the accessible seating locations in the middle of the cross aisle, 86' from stage (A limited depth of 8' due to ADA requirements).

1.13 Sound System

FOH Mixer:

(1) Yamaha PM5D Digital Mixing Console

FOH Processing:

(1) EAW UX-8800

Speakers:

(24) EAW KF730 3-way Line Array Modules

(8) EAW SB1002 low frequency speakers

(4) EAW JF80 front fill speakers

Delay Speakers:

(6) EAW KF300e 3-way full range speakers

Amplifiers:

(12) Crown Model Macro-Tech i Series power amplifiers

Monitor Mixer:

(1) Yamaha M7CL Digital Mixing Console

Monitor Amps:

(8) QSC 1.6 & (2) QSC 3.4 & (2) QSC 6.0

Monitor Processing:

(4) dbx DriveRack Venu360 Processors

Monitor Speakers:

(8) EAW SM-260iV & (6) EAW SM-200iH

(4) EAW KF300e / SB330e full range stacks

(6) JBL VP 7212MDP powered wedges

Effects Playback System:

Includes source equipment such as CD player/Recorder, cassette deck, DAT Player/Recorder

Wireless Microphones:

(8) Shure UHF-R wireless receivers (8)

lavaliere microphones and (8) Beta 58/87 hand held microphones

Lobby Paging/Monitor Systems:

The system allows for voice paging in the lobby areas, provides background music or serves as a lobby PA.

Backstage Paging/Monitor Systems:

The system allows for voice paging throughout the backstage support areas. In addition, the monitor system receives the program originating onstage and distributes this to selected backstage areas.

Misc. Equipment:

A full range of microphones, stands, snakes, patch cords, direct boxes and stage power drops are available.

1.14 Production Intercom System

ClearCom 4-channel master station system with hard-wired locations throughout the theater and wall speaker stations in some backstage areas. Equipment includes belt-packs, headsets and a Telex 3-unit VHF wireless system. The system will also allow for voice paging in selected areas from a remote master station.

1.15 Assisted Hearing System

One RF transmitter and several RF receivers with ear buds are available upon patron request.

* A mono show feed from visiting acts is required to stay compliant with SC ADA laws. *

1.16 Lighting

Operator's Console:

Grand MA II Ultra-Light Console w/ six universes

Dimmers:

ETC Sensor Dimmer Racks (672 dimmers)

Master Preset Station:

Simple house and stage work lighting control station for non-console control.

Stage Lighting Instruments:

1. (24) Chauvet Colordash ParQuad 18 Mounted on four bars.
2. (8) Martin MAC 101 wash fixtures
3. (4) Martin MAC 350 Entour spots
4. (20) ETC S4 10° Ellipsoidal Spotlight, 10 degree, 575W lamp
5. (70) ETC S4 19° Ellipsoidal Spotlight, 19 degree, 750W lamp
6. (70) ETC S4 26° Ellipsoidal Spotlight, 26 degree, 575W lamp
7. (50) ETC S4 36° Ellipsoidal Spotlight, 36 degree, 575W lamp
8. (10) ETC 25/50° Ellipsoidal Zoom Spotlight, 25-50 degree, 575W lamp
9. (50) Altman 75Q Fresnel Spotlight, 8 inch, 1000W lamp
10. (20) Altman 1KAF Fresnel Spotlight, 6 inch, 1000W lamp
11. (65) ETC Source 4 PARs - 575W lamp Mounted on 6 channel bars
12. (14) Altman SC-02H. SkyCyc, 1500W, 2-circuit (6th electric)
13. (4) Strong International Short Throw Super Trouper Follow spot, 2KW Xenon
14. Equipment (as available): top hats, donuts, gobo holders, drop in iris etc.

1.17 Electrical

<u>Quantity</u>	<u>Type</u>	<u>Phase</u>	<u>Location</u>
(3)	400-amp	3-phase	Downstage right, 50' from downstage center
(1)	200-amp	3-phase	Downstage right
(1)	400 amp	3-phase	Downstage left 50' from downstage center
(1)	200-amp	3-phase	Downstage left (Audio)
(1)	250-amp	3-phase	Bus Power, Loading Dock (8) 50 amp outlets

All service voltage is 120/208. Show power disconnects equipped with Camlock connectors with reverse neutral and ground.

1.18 Rigging

Grid: Structural steel at 73' 6" above stage floor
 Channel grid at 67' above stage floor
 Total grid measurements: 106' x 42'

Downstage of proscenium: Beams at 40' 9" above stage floor.

Stage Rigging: The stage rigging system consists of (66) single purchase counter-weight sets, including 1 dual batten stage electric set (6th Elec), (2) dual batten powered light ladder sets and (2) tab sets. Also includes drop box rigging (14 sets) for the stage lighting drop boxes.

Batten length (typical) is 70', 1 1/2" schedule 40 pipe with 2,300# weight limit.

Flyrail is located stage right at stage level.

Stage Curtains: Act Curtain, (2) Traveler sets, blue cyc, black scrim, light blue scrim, side tab curtains and (6) sets of borders and legs for stage masking.

DRAPERY	MATERIAL	COLOR	LGT.	HGT.	PANELS	FULLNESS
Fire Curtain	Fiberglass	Natural	63'	27'	1	None
Valence	Velour	Red	70'	12'	1	50%
Act Curtain	Velour	Red	37'	26'	2	100%
Legs	Velour	Black	12'	26'	12	None
Borders	Velour	Black	35'	12'	6	None
Mid Stage Traveler	Velour	Black	37'	26'	2	50%
Up Stage Traveler	Velour	Black	43'	26'	2	50%
Cyclorama	Canvas	Lt. Blue	70'	30'	1	None
Scrim	Scrim	Lt. Blue	70'	30'	1	None
Scrim	Scrim	Black	70'	30'	1	None
Tabs	Velour	Black	12'	26'	6	None
Orch. Pit Curtain	Velour	Black	20'	7'	3	None

1.19 Stage Riser

- 4' x 8' sections, 12" high (6 total)
- 4' x 8' sections, adjustable from 16" to 24" high (20 total)
- 4' x 8' sections, adjustable from 24" to 32" high (26 total)
- 4 tier choral riser, 96-120 capacity
- 3-tier seated riser, 96-192 capacity

1.20 Equipment/Services

Piano: Yamaha U-1 (Upright)

Piano Tuning: Available on request

Music Chairs: (85) Wenger Musician chairs

Music Stands: (70) Manhasset music stands with 25w bulb lights

Conductors Stand: (1) Dual level Wenger Podium with music stand

Pipe & Drape: Black 8' and 3' available

Tables: 6' & 8' rectangular and 66" & 72" rounds

Chairs: Folding and hard back

1.21 Forklifts

Two Yale CNG forklifts with 5,000 lb. basic load capacity and 14' lift are available at the Facilities. **Forklifts may not be used on the stage.** One set of five-foot fork extensions.

1.22 Parking

Service yard has space and shore power for approximately eight buses and/or trucks. Service area is secured and lighted. Adjacent parking lot provides ample additional parking.

1.23 Truck Staging

Truck staging area is approximately 180' x 90'

1.24 Internet

Wireless and hardwire internet is available in backstage, on stage, FOH and lobby areas.

Rules & Regulation

- 1) The theatre normally opens thirty (30) minutes prior to the scheduled performance. All set-up and sound checks must be complete by this time.
- 2) The Licensee shall not allow nails, tacks, stage screws or similar articles to be driven or placed in any part of the building without prior approval of the House Technical Director.
- 3) All scenery and paraphernalia shall be fireproofed by the Licensee to satisfy legal standards and the highest standards of accepted contemporary practice.
- 4) All smoke effects and pyrotechnics must be pre-approved. See Facility User Guide.
- 5) Remaining programs, inserts or other items left behind after the final performance will be discarded within 24 hours of that performance, unless written arrangements have been made.
- 6) The Licensee will submit a "late seating" policy to the House Manager no later than two (2) hours prior to the event.

2.0 RIGGING SCHEDULE

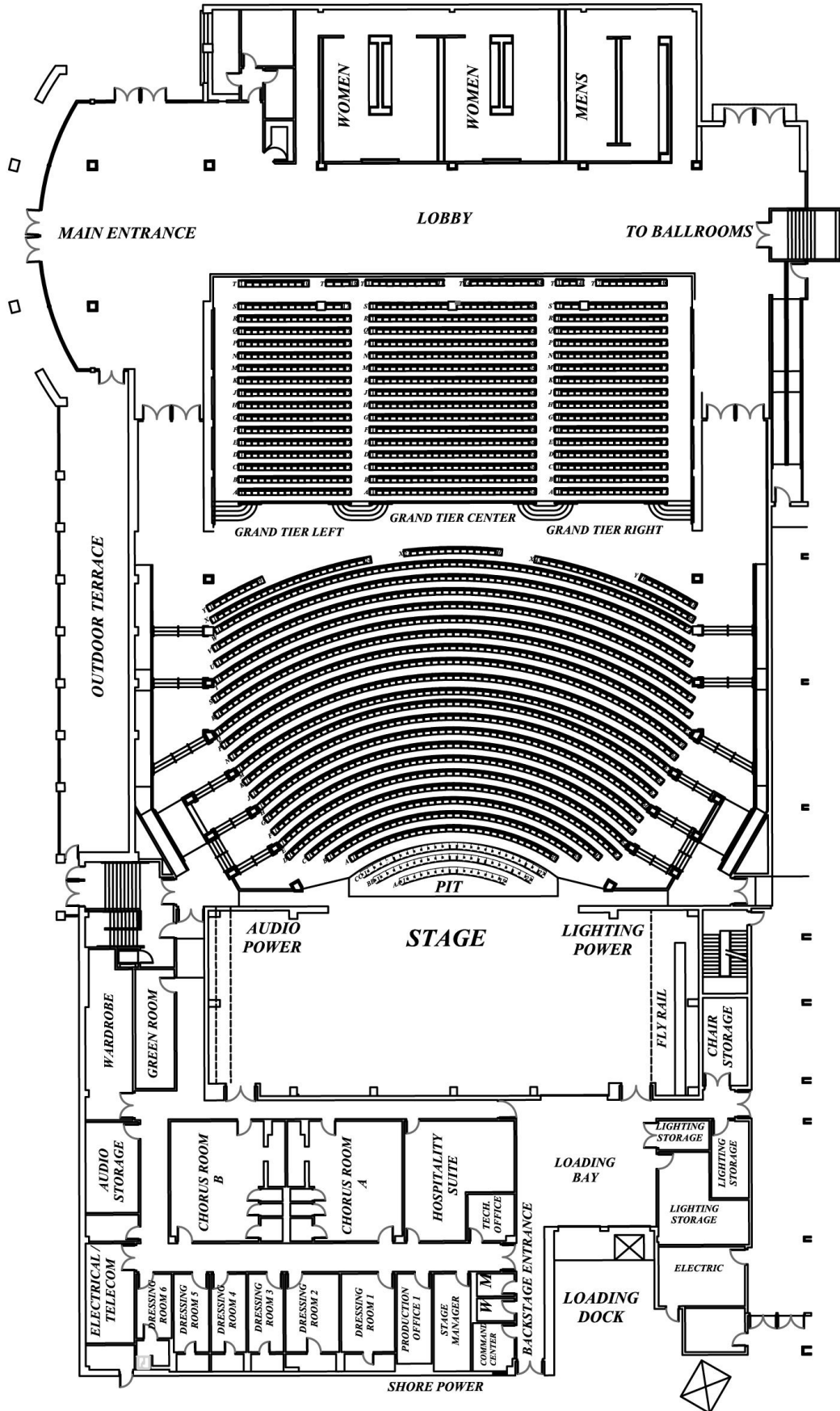
Line Set #	Description	Location
1	Fire Safety Curtin	0' - 3"
2	Valance	1' - 0"
3	Act Curtin	1' - 6"
4	Legs	2' - 0"
5		2' - 6"
6		3' - 0"
7	1st Electric	3' - 6"
8		5' - 0"
9		5' - 6"
10		6' - 6"
11		7' - 0"
12		7' - 6"
13	Border	8' - 0"
14	Legs	8' - 6"
15		9' - 0"
16		9' - 6"
17	2nd Electric	10' - 0"
18		11' - 0"
19		11' - 6"
20		12' - 6"
21		13' - 0"
22		13' - 6"
23	Border	14' - 0"
24	Legs	14' - 6"
25		15' - 0"
26		15' - 6"
27	3rd Electric	16' - 0"
28		17' - 0"
29		17' - 6"
30	House Movers	18' - 6"
31		19' - 0"
32		19' - 6"
33		20' - 0"
34		20' - 6"
35	Border	21' - 0"

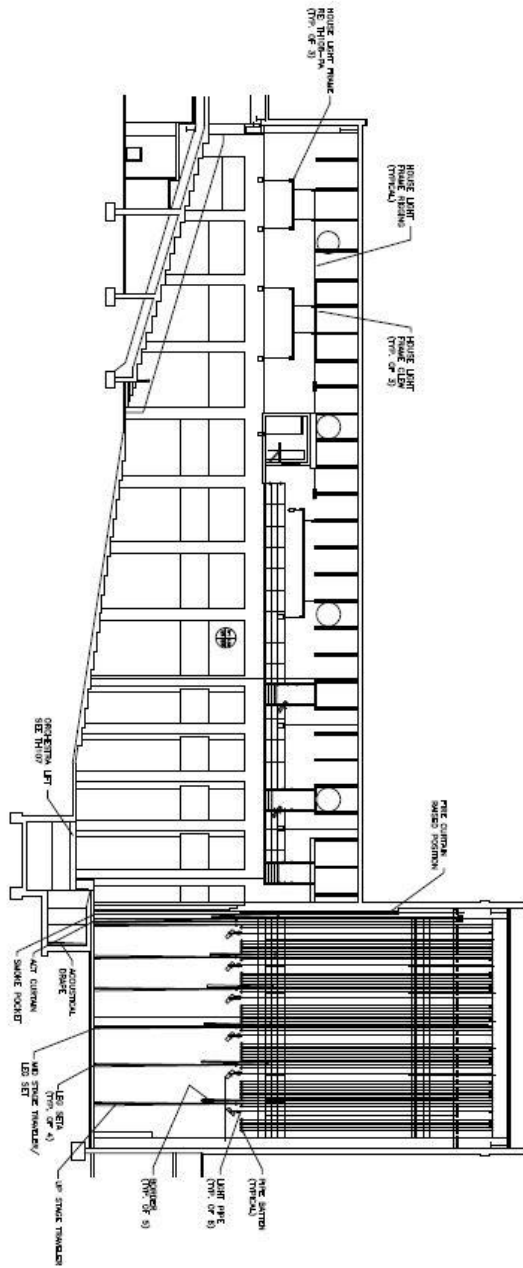
Line Set #	Description	Location
36	Mid Stage Traveler	21' - 6"
37		22' - 0"
38		22' - 6"
39	4th Electric	23' - 0"
40		24' - 6"
41		25' - 0"
42		25' - 6"
43		26' - 0"
44		26' - 6"
45		27' - 0"
46		27' - 6"
47	Boarder	28' - 0"
48	Legs	28' - 6"
49		29' - 0"
50		29' - 6"
51	5th Electric	30' - 0"
52		31' - 0"
53		31' - 6"
54		32' - 0"
55		32' - 6"
56		33' - 0"
57		33' - 6"
58		34' - 0"
59	Boarder	34' - 6"
60	Up Stage Traveler	35' - 0"
61	SR Light Ladder	36' 6" Right of CL
62	SR Tab Set	38' 0" Right of CL
63	Screen Mesh	36' - 6"
64	6th Electric	37' - 0"
65		38' - 0"
66		38' - 6"
67	Blue Cyc	39' - 0"
68	Full Black	39' - 6"
69	SL Light Ladder	36' 6" Left of CL
70	SL Tab Set	38' 0" Left of CL

NOTE: Line set Travel: 1-5, 8-10= 54'
6-7, 11-70= 60'

High Trim is 64 feet.

3.0 FLOOR PLAN





LONGITUDINAL SECTION — LOOKING STAGE RIGHT
 SCALE: 1/8" = 1'-0"

SCALE: 1/8" = 1'-0"

REVISED
 DATE
 BY
 CHECKED
 DATE
 BY
 DRAWN
 DATE
 BY
 PROJECT
 NO.
 SHEET
 NO.
 OF
 SHEETS
 TITLE
 PERFORMING ARTS CENTER
 CITY OF NORTH CHARLESTON, SC

DATE
 30 JUL 1987
 BY
 J. H. H. / J. H. H.
 CHECKED
 DATE
 BY
 DRAWN
 DATE
 BY

PERFORMING ARTS CENTER
 CITY OF NORTH CHARLESTON, SC.

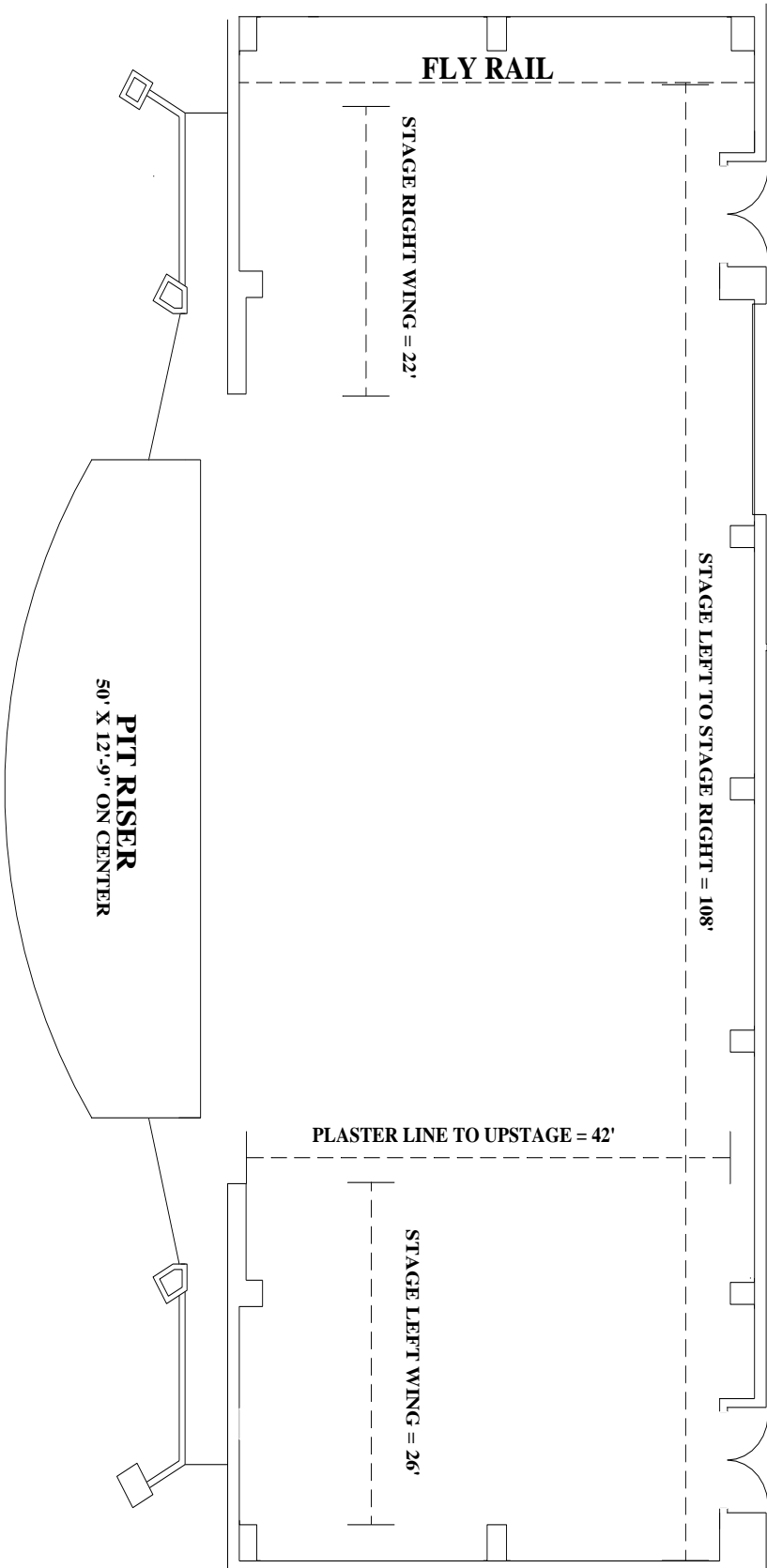


4.0 STAGE PLAN

PAC Stage Specs

STAGE SIZE = 108' X 42'
STAGE HEIGHT = 3' 6"
PROSCENIUM WIDTH = 60'
GRID SIZE = 106' X 42'
APRON = 72' X 4'
FLOOR TYPE = PINE STRIP FLOOR
PROSCENIUM HEIGHT = 25'
GRID HEIGHT = 67'

CARGO DOOR
16' X 16'



5.0 DRESSING ROOMS

Dressing Room One



Dressing Room Two



Dressing Rooms Three through Six




Chorus Rooms 1 & 2



Green Room



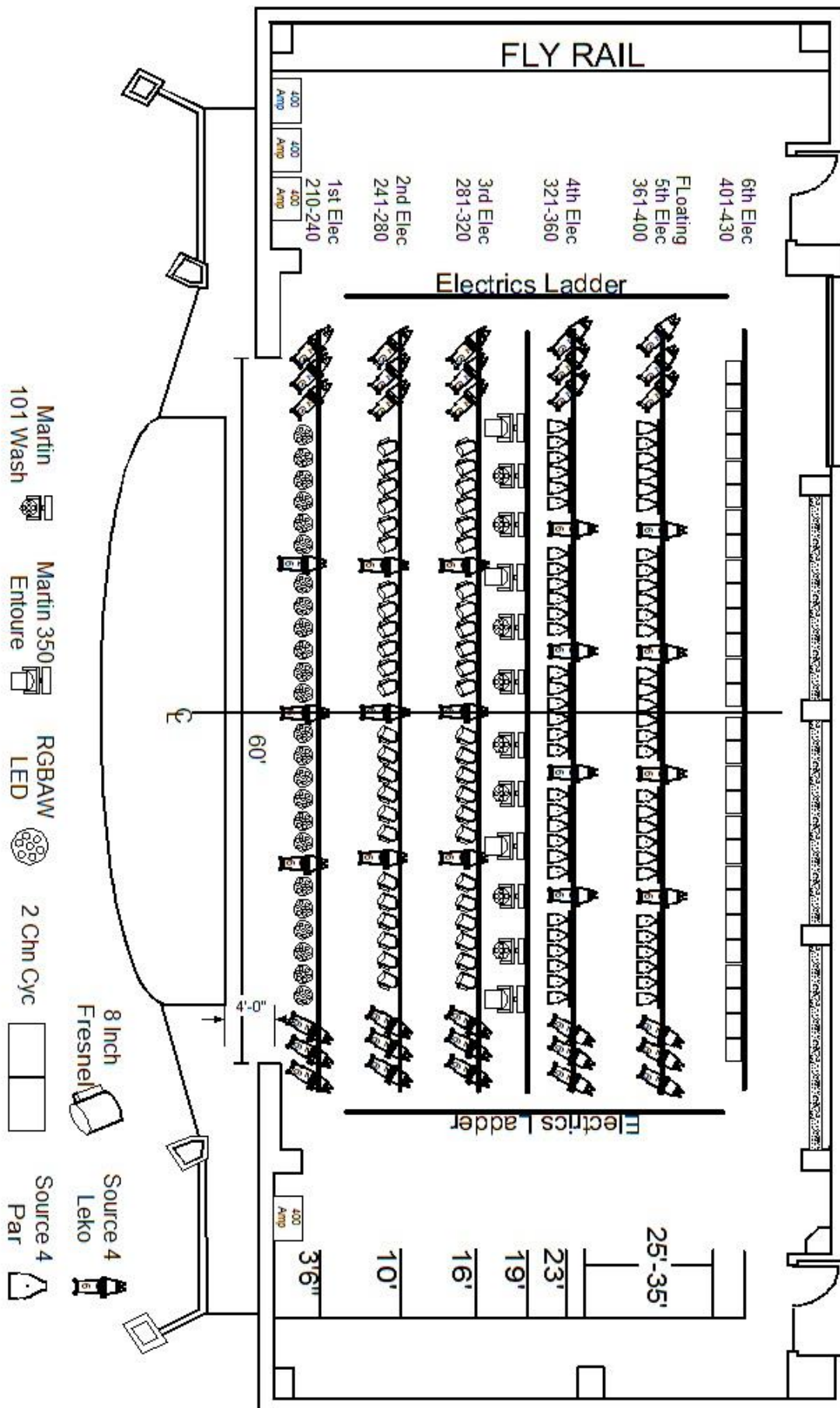
Wardrobe

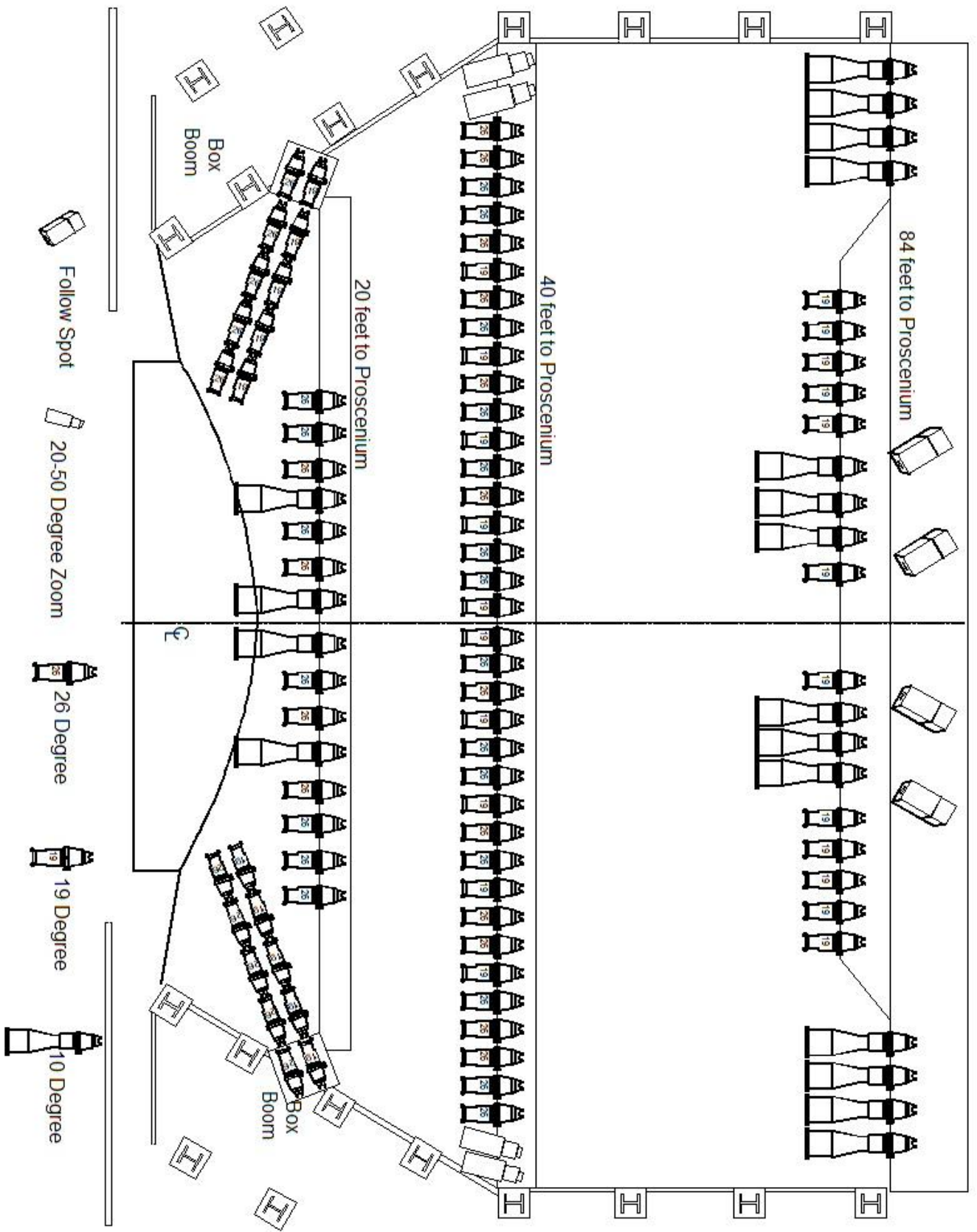


Looking at stage from Loading Dock door



6.0 LIGHTING

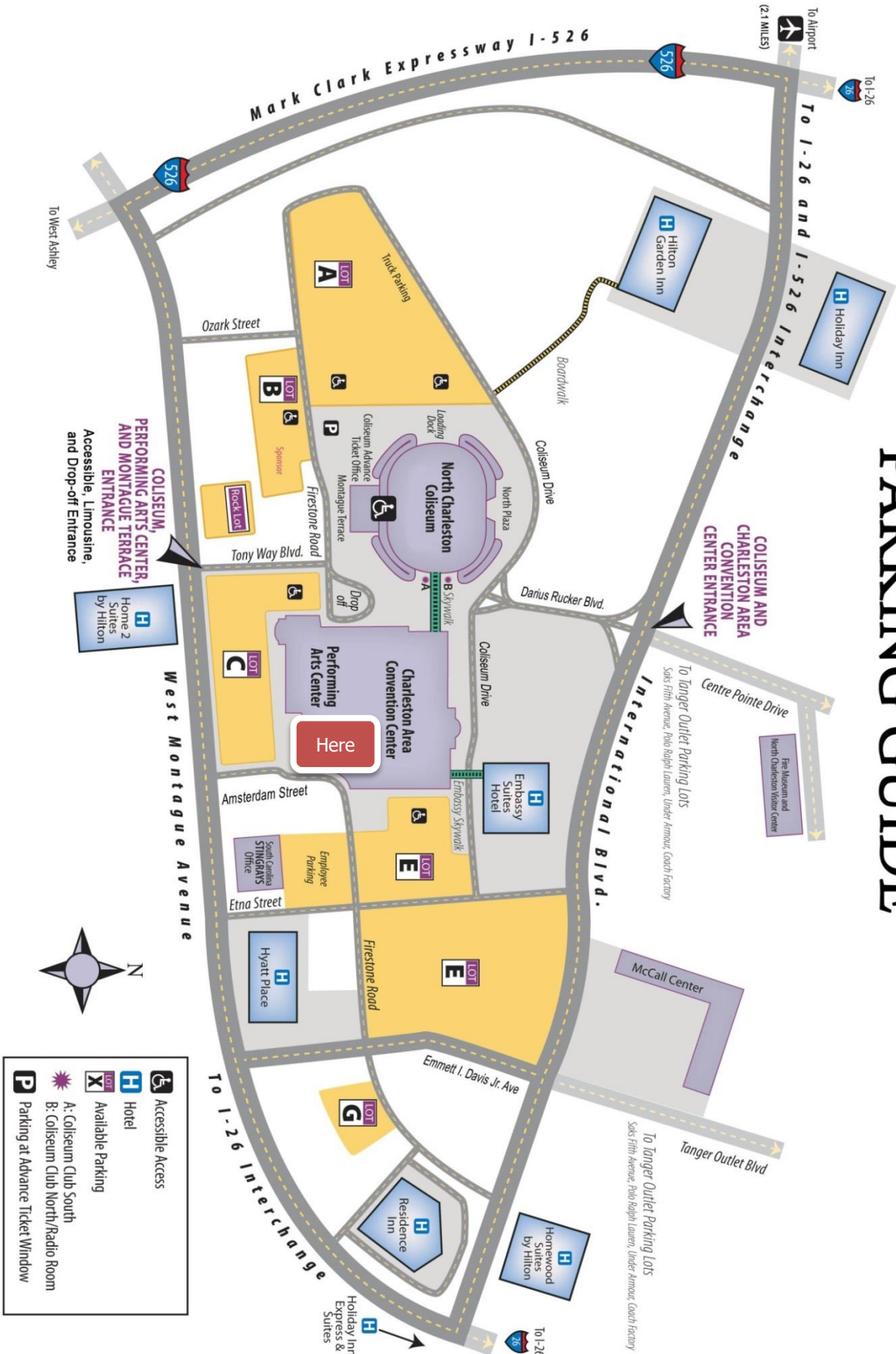




7.0 PARKING GUIDE

North Charleston Coliseum/Convention Center/Performing Arts Center/Montague Terrace

PARKING GUIDE



	Accessible Access
	Hotel
	Available Parking
	A: Coliseum Club South
	B: Coliseum Club North/Radio Room
	Parking at Advance Ticket Window