

**NORTH CHARLESTON
COLISEUM**



**NORTH CHARLESTON
PERFORMING ARTS CENTER**

CHARLESTON AREA CONVENTION CENTER

R. Keith Summey
Mayor

Frank Lapsley
General Manager

NORTH CHARLESTON PERFORMING ARTS CENTER

FACILITY INFORMATION

REVISED July 2019



TABLE OF CONTENTS

1.0	TECHNICAL SPECIFICATIONS	4
1.1	VENUE SHAPE	4
1.2	CAPACITY	4
1.3	LOBBY OPENS	4
1.4	CATERING.....	4
1.5	NOVELTIES	4
1.6	STAGEHANDS.....	4
1.7	ADA ACCESSIBILITY	4
1.8	BACK STAGE ACCESS.....	4
1.9	STAGE	5
1.10	ORCHESTRA LIFT	5
1.11	SUPPORT AREAS	5
1.12	FOH LOCATION	5
1.13	SOUND SYSTEM	6
1.14	PRODUCTION INTERCOM SYSTEM	7
1.15	ASSISTED HEARING SYSTEM	7
1.16	LIGHTING SYSTEM & FIXTURES	7
1.17	VIDEO SYSTEM & EQUIPMENT	8
1.18	ELECTRICAL	8
1.19	RIGGING.....	9
1.20	STAGE RISER	9
1.21	EQUIPMENT/SERVICES	10
1.22	MANLIFT	10
1.23	FORKLIFTS.....	10
1.24	UNSTACKING MOTOR.....	10
1.25	PARKING.....	10
1.26	TRUCK STAGING	10
1.27	INTERNET	10
2.0	RULES & REGULATION	11
3.0	LINE SET SCHEDULE (TYPICAL)	12
4.0	FLOOR PLANS	13
5.0	STAGE PLAN OVERVIEW	14
6.0	DRESSING ROOMS PICTURES	16
7.0	LIGHTING HANG (TYPICAL)	17
8.0	FACILITY PARKING GUIDE.....	19

1.0 TECHNICAL SPECIFICATIONS

1.1 Venue Shape

Proscenium Theater with continental seating and Left, Right, Center Grand Tiers. No balcony.

1.2 Capacity

Total: 2341

Orchestra: 1306

Grand Tier: 970

Orchestra Pit: 65 (removable)

1.3 Lobby Opens

Sixty (60) minutes prior to curtain

1.4 Catering

In-house catering available. Contact Centerplate Catering. 843-744-0168

1.5 Novelties

Locations available, percentages apply. Contact: Allan Coker 843-529-5012

1.6 Stagehands

IATSE Local 333

<https://www.iatse333.com/>



1.7 ADA Accessibility

Lobby, house, stage, orchestra pit and dressing rooms are ADA accessible.

1.8 Back Stage Access

Located at the East End of building (inside the walled service yard) with (2) exterior 16'h x 10'w roll-up doors. Twin docks at truck height (3' 11") (one with a leveler plate). The interior receiving area (backstage) is approximately 30' x 34'.

Stage access is through a Bi-fold sound isolating door measures 16'h x 16'w.

Distance from exterior doors to interior stage door is 30'.

1.9 Stage

Size: 106' x 42'

Apron: 72' x 4'

Stage Height: 3'6"

Floor Type: Maple strip floor (Black)

Proscenium Width: 60'

Proscenium Height: 25'

Grid Size: 106' x 42'

Grid Height: 67'

House Access: Ramps stage right and left

Removable stairs available in pit area if know before tickets go on sale.

NOTE: Proscenium to Catwalk distances:

#1 - 6'; #2 - 20'; #3 - 40';

Booth catwalk - 84';

Proscenium to Rear of house -144'

1.10 Orchestra Lift

Push-button Gala Spiral lift to three fixed stops: thrust stage, additional seating or orchestra pit.

Lift Width: 50'

Lift Depth: 13' (center stage) to 4' 6" (sides)

Orchestra Pit Width: 50'

Orchestra Pit Depth: 10' (in addition to stage depth)

Pit carpet available upon request

1.11 Support Areas

<u>Dressing Rooms</u>	<u>Type</u>	<u>Capacity</u>
(2)	Quad	6
(4)	Single	4 & 3
(2)	Chorus	23

All dressing rooms contain lighted make-up mirrors, chairs, counter tops, electrical outlets, sinks, showers and toilets.

(1) Wardrobe 11' x 36'

(3 washers, 3 dryers and 1double sink)

(1) Green Room - 9'6" x 28'

(Furnished)

(1) Production office - 8' x 18'

(2 desks & chairs)

(1) "Blue Hallway" - 15' x 75'

(Dead case storage)

1.12 FOH Location

The preferred floor location for touring shows is located between the accessible seating locations in the middle of the cross aisle, 86' from stage 20' wide by 8' deep (limited depth of 8' due to ADA requirements). This requires a minimum of 175' snake run.

Broadway shows are House right in a 22' by 9' space. This requires a 150' run from Stage Left and a 250' run from Stage Right.

1.13 Sound System

FOH Mixer:

- (1) Yamaha CL5 Digital Mixing Console (Dante)
- (1) Yamaha PM5D (non-RH) Digital Mixing Console (Analog)

FOH Processing: (2) EAW UX-8800

Main Speaker System:

- (24) EAW KF730 3-way Line Array Modules
- (8) EAW SB1002 low frequency speakers
- (4) EAW JF80 front fill speakers

Delay Speakers:

- (6) EAW KF300e 3-way full range speakers

Amplifiers:

- (12) Crown Model Macro-Tech i Series power amplifiers

Monitor Mixer:

- (1) Yamaha CL5 Digital Mixing Console (Dante)
- (1) Yamaha M7CL Digital Mixing Console (Analog)

Monitor Processing:

- (4) dbx DriveRack Venu360 Processors

Monitor Amps: 8 biamp & 4 triamp mixes

- (2) Lab.gruppen E4:2 (1) Lab.gruppen E12.4
- (4) QSC 1.6 & (2) QSC 3.4 & (2) QSC 6.0

Monitor Speakers:

- (8) EAW SM-260iV & (6) EAW SM-200iH (4) EAW KF300e/SB330e full range stacks
- (6) JBL VP 7212MDP powered wedges (1) TurboSound iQ15B powered sub

Effects Playback System:

Includes source equipment such as CD player/Recorder, cassette deck,

Wireless Microphones:

- (8) Shure UHF-R wireless receivers (8) lavalier microphones and (8) Beta 58/87 hand held microphones

Lobby Paging/Monitor Systems:

The system allows for voice paging in the lobby areas, provides background music or serves as a lobby PA.

Backstage Paging/Monitor Systems:

The system allows for voice paging throughout the backstage support areas. In addition, the monitor system receives the program originating onstage and distributes this to the backstage areas.

Misc. Equipment:

A full range of microphones, stands, snakes, patch cords, direct boxes and stage power drops are available.

1.14 Production Intercom System

ClearCom 4-channel master station system with hard-wired locations throughout the theater and wall speaker stations in some backstage areas. Equipment includes belt-packs, headsets. Clear-Com HMX DX410 Duel-Channel Wireless Intercom system in 2.4 GHz.

1.15 Assisted Hearing System

One Listen Systems RF transmitter and several RF receivers with ear buds are available upon patron request. (72 MHz)

* A mono show feed from visiting acts is required to stay compliant with SC ADA laws.*

1.16 Lighting System & Fixtures

Operator's Console:

Grand MA II Ultra-Light Console w/ six universes.

Dimmers:

ETC Sensor Dimmer Racks (672 dimmers) (1st & 2nd Univ)

Master Preset Station:

Simple house and stage work lighting control station for non-console control.

Stage Lighting Instruments:

(48) Chauvet Colordash QuadPar 18 - Mounted on eight bars. (1st & 2nd Electrics) (4th Univ)

(4) Martin MAC Allure Profile spots fixtures (3rd Electric) (3rd Univ)

(8) Martin MAC Aura wash fixtures (3rd Electric) (3rd Univ)

(8) Martin MAC 101 wash fixtures (3rd Cove FOH) (4th Univ)

(14) Chauvet COLORado 3 Solo (great uplights) (5th Univ)

(20) ETC S4 10° Ellipsoidal Spotlight, 10 degree, 750W lamp

(42) ETC S4 19° Ellipsoidal Spotlight, 19 degree, 750W lamp

(42) ETC S4 26° Ellipsoidal Spotlight, 26 degree, 575W lamp

(46) ETC S4 36° Ellipsoidal Spotlight, 36 degree, 575W lamp

(10) ETC 25/50° Ellipsoidal Zoom Spotlight, 25-50 degree, 575W lamp

- (72) ETC Source 4 PARs - 575W lamp 60 mounted on 10 bars (4th & 5th Electrics)
- (8) Chauvet Ovation B-2805FC (RGBAL) Cyc-Lights (Upper 6th Electric) (5th Univ)
- (8) Chauvet Ovation B-2805FC (RGBAL) foot or side lights. (Lower 6th Electric) (5th Univ)
- (4) Chauvet Strike 4 LED audience blinders (3rd Univ)
- (4) Lycian 1290 XLT 2000w follow spots
- (1) Antari HZ-500 Haze machine & Fan (3rd Univ)

Equipment as available: top hats, donuts, gobo holders, drop in iris etc.

1.17 Video System & Equipment

Projectors:

- (1) Panasonic PT-RW930B 10,000 Lumen Laser projector
- (3) Panasonic PT-FW430 3,500 Lumen projector

Screens:

- (2) Dalite 9 x 16 foot front & rear projection screens
- (1) 5 x 6 quick tripod screen

Switcher:

- (1) Kramer VP-771 Presentation Switcher/Scaler

Players:

- (1) Dell Latitude E5540 Presentation Laptop
- (3) DVD players

1.18 Electrical

<u>Quantity</u>	<u>Type</u>	<u>Phase</u>	<u>Location</u>
(3)	400-amp	3-phase	Downstage right, 50' from downstage center
(1)	200-amp	3-phase	Downstage right
(1)	400 amp	3-phase	Downstage left 50' from downstage center
(1)	200-amp	3-phase	Downstage left (Audio)
(1)	250-amp	3-phase	Bus Power, (8) 50 amp outlets

All service voltage is 120/208. Show power disconnects equipped with Camlock connectors with reverse neutral and ground.

1.19 Rigging

Grid:

Structural steel at 73' 6" above stage floor

Channel grid at 67' above stage floor

Total grid measurements: 106' x 42'

Downstage of proscenium:

Open ceiling with multiple beams at 40' 9" above stage floor.

Fly System:

(66) Single purchase counter-weight batten system, including

(1) Dual batten stage electric set (6th Elec)

(2) Black Valour Tab Sets

(2) Dual batten powered light ladder sets

(14) Stage lighting drop boxes.

Batten length (typical) is 70', 1 ½" schedule 40 pipe with 2,300# weight limit.

Flyrail is located stage right at stage level and controlled at deck level.

Stage Curtains:

DRAPERY	MATERIAL	COLOR	LGT.	HGT.	PANELS	FULLNESS
Fire Curtain	Fiberglass	Natural	63'	27'	1	None
Valence	Velour	Red	70'	12'	1	50%
Act Curtain	Velour	Red	37'	26'	2	100%
Legs	Velour	Black	12'	26'	12	None
Borders	Velour	Black	35'	12'	6	None
Mid Stage Traveler	Velour	Black	37'	26'	2	50%
Up Stage Traveler	Velour	Black	43'	26'	2	50%
Cyclorama	Canvas	Lt. Blue	70'	30'	1	None
Scrim	Scrim	Lt. Blue	70'	30'	1	None
Scrim	Scrim	Black	70'	30'	1	None
Tabs	Velour	Black	12'	26'	6	None
Orch. Pit Curtain	Velour	Black	20'	7'	3	None

1.20 Stage Riser

(6) 4' x 8' sections, 12" high (6 total)

(20) 4' x 8' sections, adjustable from 16" to 24" high

(26) 4' x 8' sections, adjustable from 24" to 32" high

(1) 4 tier choral riser, 96-120 capacity

(1) 3-tier seated riser, 96-192 capacity

1.21 Equipment/Services

Piano: Yamaha U-1 (Upright)

Piano Tuning: Available on request

Music Chairs: (85) Wenger Musician chairs

Music Stands: (70) Manhattan Black steel (70) Encore Duel level LED music stands lights

Conductors Stand: (1) Duel level Wenger Podium with music stand

Pipe & Drape: Black 8' and 3' available

Tables: 6' & 8' rectangular and 66" & 72" rounds

Chairs: Folding and hard back

1.22 Manlift

One Genie IWP-30 Aerial Work Platform. With a 350 lbs. Lift capacity. Base weight of unit is 1530lbs with no rider. Working height is 35ft 6in.

1.23 Forklifts

Two Yale CNG forklifts with 5,000 lb. basic load capacity and 14' lift are available at the Facilities. **Forklifts may not be used on the stage or loading dock.** One set of five-foot fork extensions.

1.24 Unstacking motor

500 lbs. motor is hung in the loading dock at 25' for the unstacking of road cases and truss.

1.25 Parking

Service yard has space and shore power for approximately eight buses and/or trucks. Service area is secured and lighted. Adjacent parking lot provides ample additional parking.

1.26 Truck Staging

Truck staging area is approximately 180' x 90' and is located two blocks down from the loading dock of the theater. (See map located on page 19)

1.27 Internet

Wireless and hardwire internet is available in backstage, on stage, FOH and lobby areas. See Facility User Guide.

2.0 RULES & REGULATION

- 1) Any lag bolts that are needed to be bored into the stage must be predrilled by the show's stage manager or head carpenter.
- 2) Any cabling that crosses the proscenium smoke pocket must be confined to the designated area 18 inches out from the wall and kept under two inches in height.
- 3) The theatre normally opens thirty (30) minutes prior to the scheduled performance. All set-up and sound checks must be complete by this time.
- 4) The Licensee shall not allow nails, tacks, stage screws or similar articles to be driven or placed in any part of the building without prior approval of the House Technical Director and the Head Carpenter pre-drilling all holes.
- 5) All scenery and paraphernalia shall be fireproofed by the Licensee to satisfy legal standards and the highest standards of accepted contemporary practice.
- 6) All smoke effects, flame effects, pyrotechnics and lasers must be pre-approved. See Facility User Guide.
- 7) Remaining programs, inserts or other items left behind after the final performance will be discarded after 24 hours of that performance, unless written arrangements have been made.
- 8) The Licensee will submit a "late seating" policy to the House Manager no later than two (2) hours prior to the event.
- 9) To provide a safe working environment, all visiting crew members are encouraged to wear hard hats during the advance, load-in and load-out calls up until cast on stage or there is no exposure to falling objects.
- 10) Aerial Work Platforms must be operated in accordance with manufacturer's specifications. No lift will be moved while it is in the raised position.
- 11) No fork lifts are allowed in the loading dock or stage area.
- 12) The Loading dock is equipped with a **500lbs** chain motor mounted in the ceiling for stacking and unstacking of equipment.

3.0 LINE SET SCHEDULE (TYPICAL)

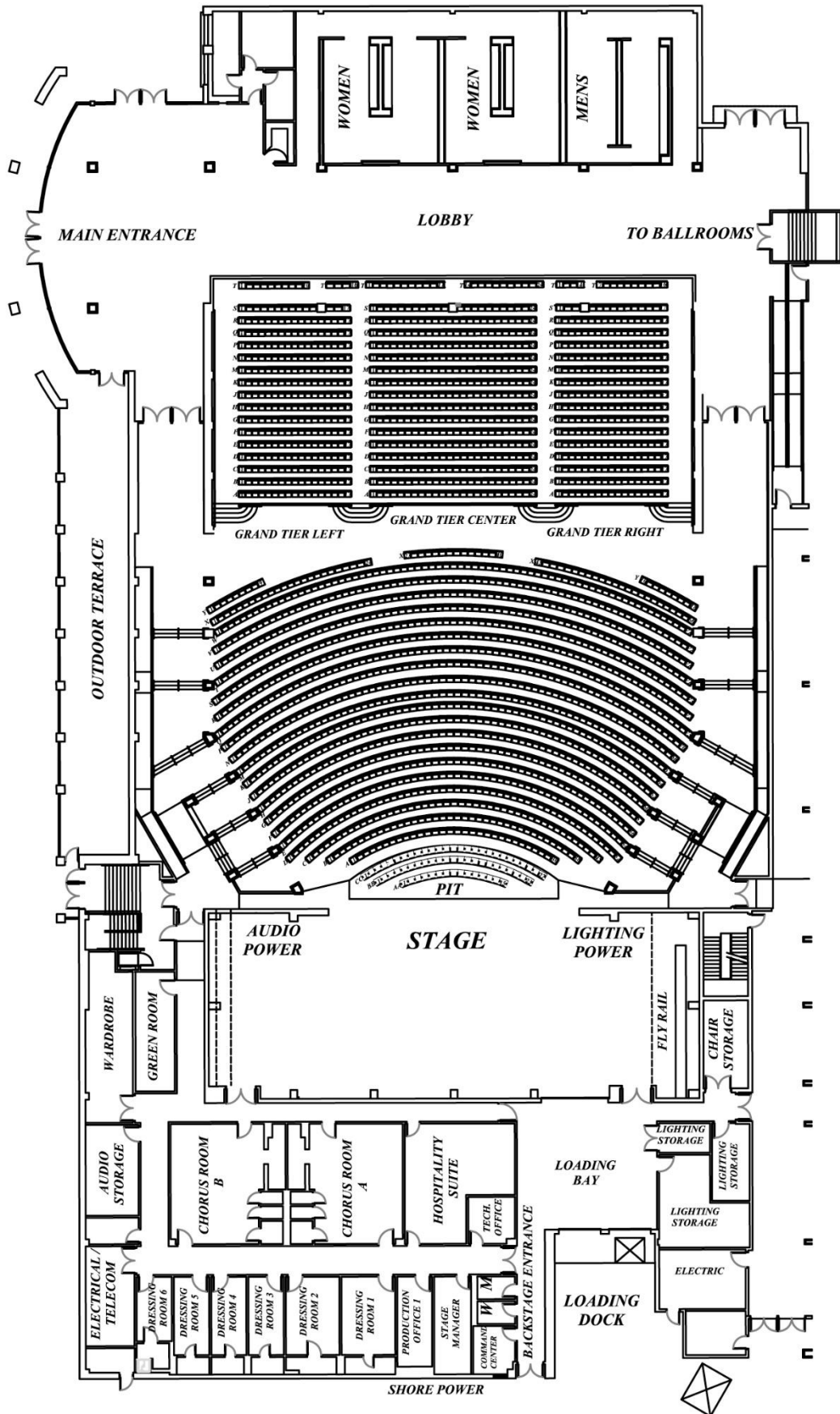
Line Set #	Description	Location
1	<i>Fire Safety Curtin</i>	0' - 3"
2	Valance	1' - 0"
3	Act Curtin / Legs	1' - 6"
4		2' - 0"
5		2' - 6"
6		3' - 0"
7	1st Electric	3' - 6"
8		5' - 0"
9		5' - 6"
10		6' - 6"
11		7' - 0"
12		7' - 6"
13	Border	8' - 0"
14	SL Legs	8' - 6"
15	SR Legs	9' - 0"
16		9' - 6"
17	2nd Electric	10' - 0"
18		11' - 0"
19		11' - 6"
20		12' - 6"
21		13' - 0"
22		13' - 6"
23	Border	14' - 0"
24	Legs	14' - 6"
25		15' - 0"
26		15' - 6"
27	3rd Electric	16' - 0"
28		17' - 0"
29		17' - 6"
30		18' - 6"
31		19' - 0"
32		19' - 6"
33		20' - 0"
34		20' - 6"
35	Border	21' - 0"

Line Set #	Description	Location
36	Mid Stage Traveler	21' - 6"
37		22' - 0"
38		22' - 6"
39	4th Electric	23' - 0"
40		24' - 6"
41		25' - 0"
42		25' - 6"
43		26' - 0"
44		26' - 6"
45		27' - 0"
46		27' - 6"
47	Boarder	28' - 0"
48	Legs	28' - 6"
49		29' - 0"
50		29' - 6"
51	5th Electric	30' - 0"
52		31' - 0"
53		31' - 6"
54		32' - 0"
55		32' - 6"
56		33' - 0"
57		33' - 6"
58		34' - 0"
59	Boarder	34' - 6"
60	Up Stage Traveler	35' - 0"
61	<i>SR Light Ladder</i>	
62	<i>SR Tab Set</i>	
63		36' - 6"
64	6th Electric	37' - 0"
65		38' - 0"
66		38' - 6"
67	Blue Cyc	39' - 0"
68	Full Black	39' - 6"
69	<i>SL Light Ladder</i>	
70	<i>SL Tab Set</i>	

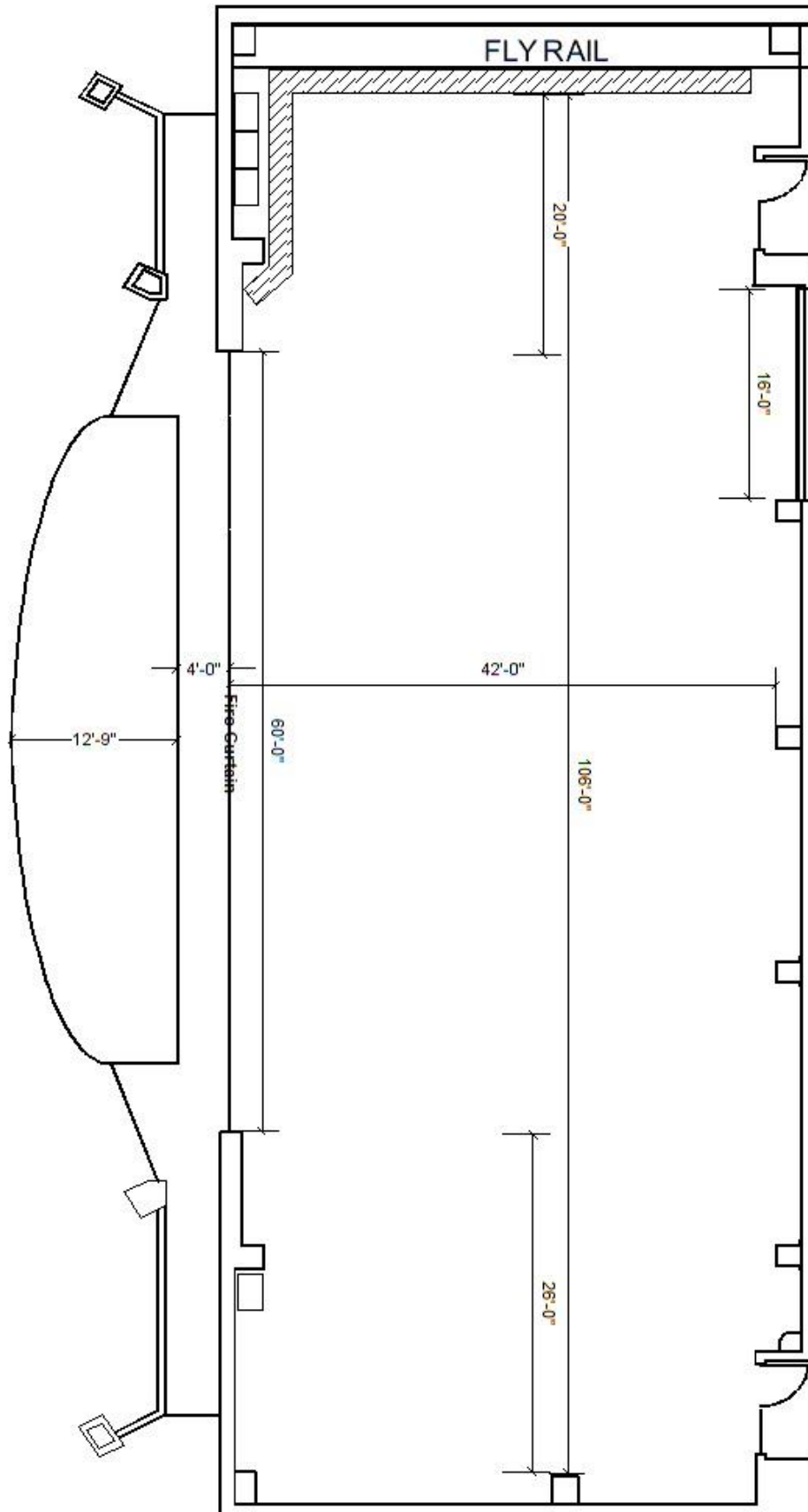
NOTE: Line set Travel: 1-5, 8-10= 54'
6-7, 11-70= 60'

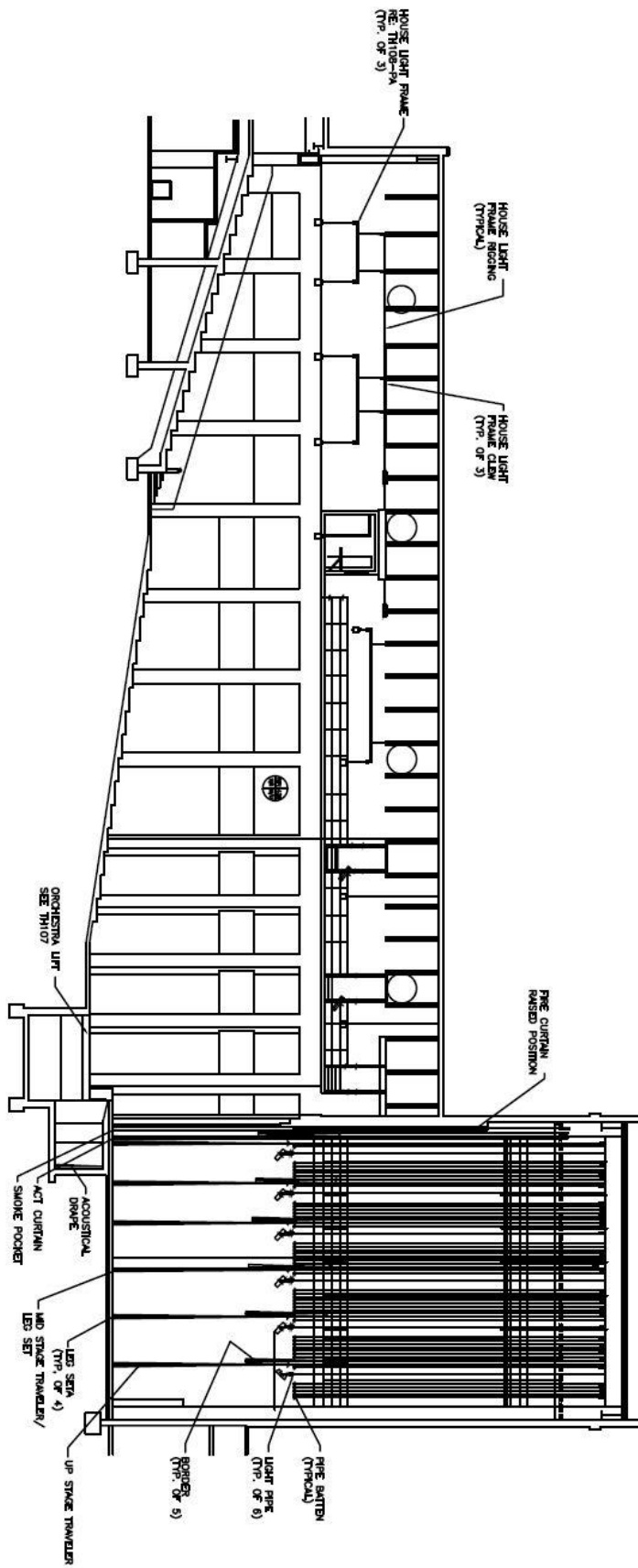
High Trim is 64 feet.

4.0 FLOOR PLANS



5.0 STAGE PLAN OVERVIEW





LONGITUDINAL SECTION — LOOKING STAGE RIGHT
SCALE: 1/8" = 1'-0"

6.0 DRESSING ROOMS PICTURES

Dressing Room One



Dressing Room Two



Dressing Rooms Three through Six



Chorus Rooms A & B



Green Room



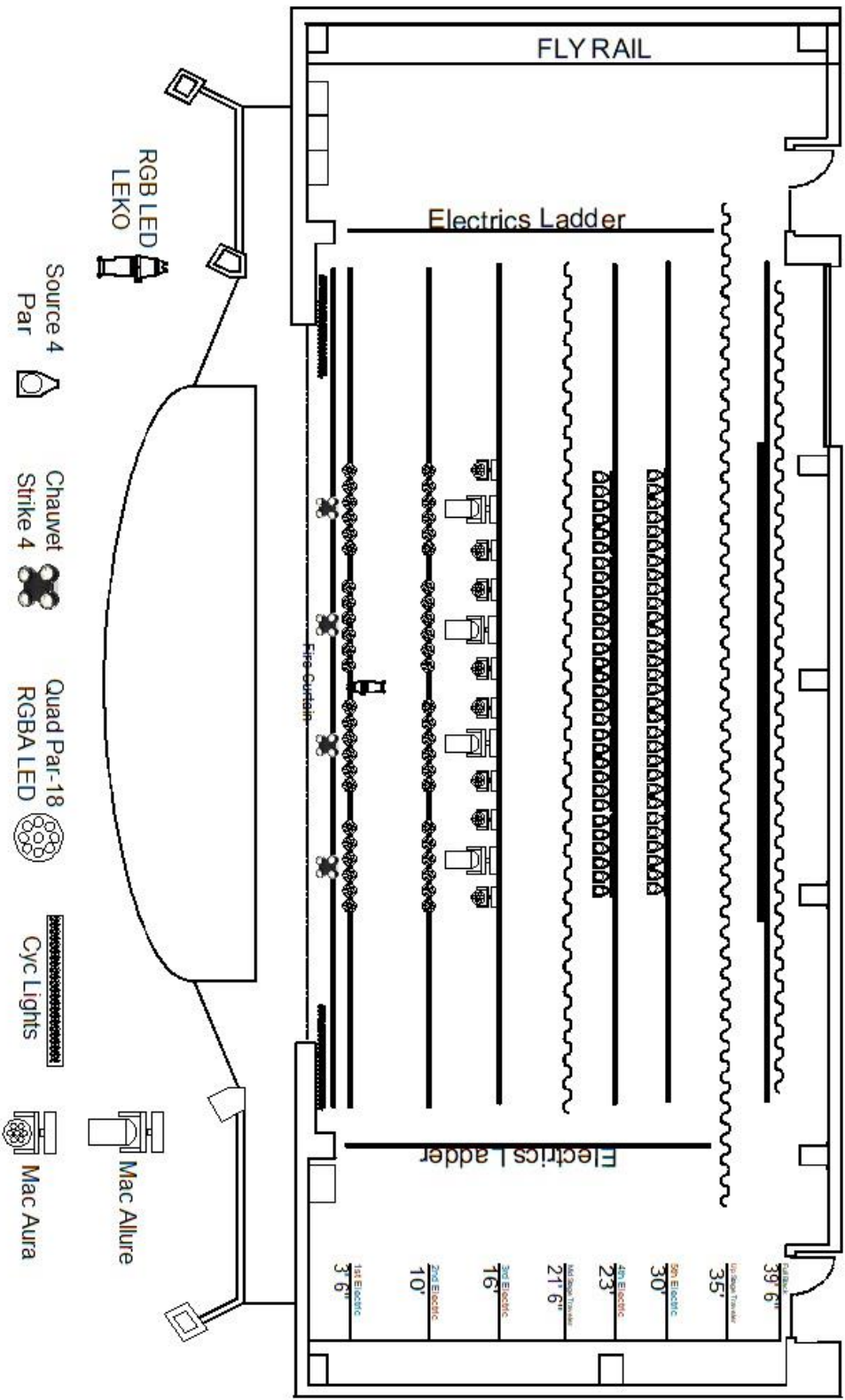
Wardrobe



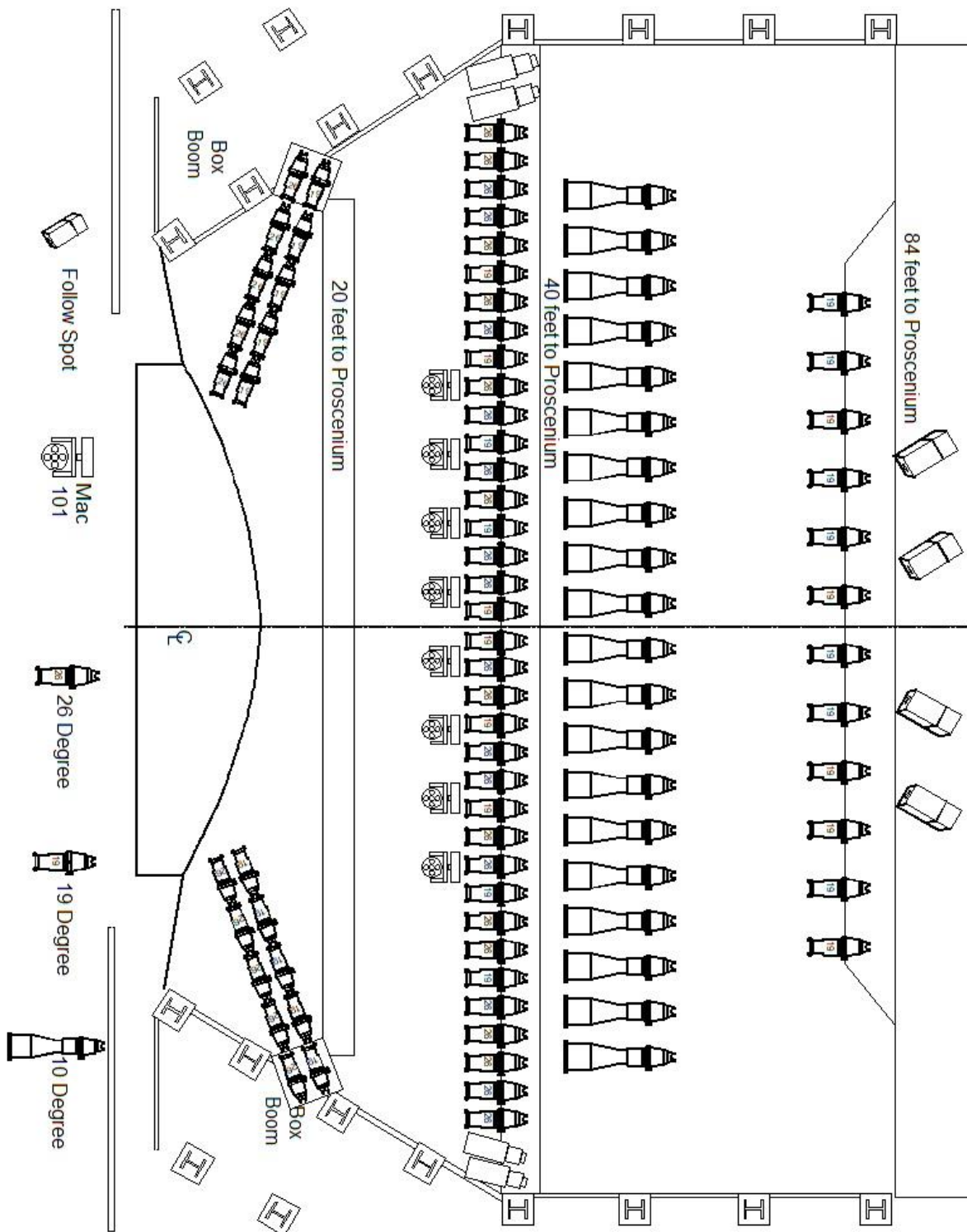
Looking at stage from Loading Dock door



7.0 LIGHTING HANG (TYPICAL)



This is a typical setup for our facility. Depending on what event is there before will dictate the current configuration.



8.0 FACILITY PARKING GUIDE

