


**NORTH CHARLESTON  
COLISEUM**



**NORTH CHARLESTON  
PERFORMING ARTS CENTER**

**CHARLESTON AREA CONVENTION CENTER**

---

R. Keith Summey  
Mayor

Frank Lapsley  
General Manager

# **NORTH CHARLESTON PERFORMING ARTS CENTER**

## **FACILITY INFORMATION**

**REVISED JANUARY 2017**





# TABLE OF CONTENTS

<b>1.0</b>	<b>TECHNICAL SPECIFICATIONS .....</b>	<b>4</b>
1.1	VENUE SHAPE .....	4
1.2	CAPACITY .....	4
1.3	HOUSE OPENS.....	4
1.4	CATERING.....	4
1.5	NOVELTIES .....	4
1.6	STAGEHANDS.....	4
1.7	ADA ACCESSIBILITY .....	4
1.8	ACCESS.....	4
1.9	STAGE .....	4
1.10	ORCHESTRA LIFT .....	5
1.11	SUPPORT AREAS .....	5
1.12	FOH LOCATION .....	5
1.13	SOUND SYSTEM .....	5
1.14	PRODUCTION INTERCOM SYSTEM .....	6
1.15	ASSISTED HEARING SYSTEM .....	6
1.16	LIGHTING .....	6
1.17	ELECTRICAL.....	7
1.18	RIGGING.....	7
1.19	STAGE RISER .....	8
1.20	EQUIPMENT/SERVICES .....	8
1.21	FORKLIFTS.....	8
1.22	PARKING.....	8
1.23	TRUCK STAGING .....	8
1.24	INTERNET .....	8
<b>2.0</b>	<b>RULES &amp; REGULATION .....</b>	<b>9</b>
<b>3.0</b>	<b>RIGGING SCHEDULE.....</b>	<b>10</b>
<b>4.0</b>	<b>FLOOR PLAN .....</b>	<b>11</b>
<b>5.0</b>	<b>STAGE PLAN .....</b>	<b>13</b>
<b>6.0</b>	<b>DRESSING ROOM PICTURES .....</b>	<b>14</b>
<b>7.0</b>	<b>LIGHTING.....</b>	<b>14</b>
<b>8.0</b>	<b>PARKING GUIDE.....</b>	<b>14</b>

# 1.0 TECHNICAL SPECIFICATIONS

## 1.1 Venue Shape

---

Proscenium Theater with continental seating and Left, Right, Center Grand Tiers. No balcony.

## 1.2 Capacity

---

2341 Total  
*Orchestra:* 1306  
*Grand Tier:* 970  
*Orchestra Pit:* 65 (removable)

## 1.3 House Opens

---

Sixty (60) minutes prior to curtain

## 1.4 Catering

---

In-house catering available.  
See Facility User Guide.

## 1.5 Novelties

---

Locations available, percentages apply. See Facility User Guide.

## 1.6 Stagehands

---

IATSE Local 333



## 1.7 ADA Accessibility

---

Lobby, house, stage, orchestra pit and dressing rooms are ADA accessible.

## 1.8 Back Stage Access

---

Located at the East End of building (inside the fenced service yard) with (2) exterior 16'h x 10'w roll-up doors. Twin docks at truck height (3' 11") (one with a leveler plate). The interior receiving area (backstage) is approximately 30' x 34'.

Stage access is through a Bi-fold sound isolating door measures 16'h x 16'w. Distance from exterior doors to interior stage door is 30'.

## 1.9 Stage

---

*Size:* 108' x 42'  
*Apron:* 72' x 4'  
*Stage Height:* 3'6"  
*Floor Type:* Pine strip floor (Black)  
*Proscenium Width:* 60'  
*Proscenium Height:* 25'  
*Grid Size:* 106' x 42'  
*Grid Height:* 67'  
*House Access:* Ramps stage right and left  
Removable stairs in pit area if know before tickets go on sale.

NOTE: Proscenium to Catwalk distances:  
#1 - 6'; #2 - 20'; #3 - 40';  
Booth catwalk - 84';  
Proscenium to Rear of house -144'

## **1.10 ORCHESTRA LIFT**

Push-button Gala Spiralift to three fixed stops: thrust stage, additional seating or orchestra pit.

*Lift Width:* 50'

*Lift Depth:* 13' (center stage) to 4' 6" (sides)

*Orchestra Pit Width:* 50'

*Orchestra Pit Depth:* 10' (in addition to lift depth)

## **1.11 Support Areas**

<i>Dressing Rooms</i>	<i>Type</i>	<i>Capacity</i>
(2)	Quad	8
(4)	Single	4 & 3
(2)	Chorus	23

All contain lighted make-up mirrors, chairs, counter tops, electrical outlets, sinks, showers and toilets.

(1) Wardrobe	11' x 36'
<i>(3 washers, 3 dryers and 1 double sink)</i>	
(1) Green Room	9'6" x 28'
<i>(furnished)</i>	
(1) Production office	8' x 18'
<i>(desk &amp; table)</i>	

## **1.12 FOH Location**

The preferred floor location for touring shows is located between the accessible seating locations in the middle of the cross aisle, 86' from stage (A limited depth of 8' due to ADA requirements).

## **1.13 Sound System**

*FOH Mixer:*

(1) Yamaha PM5D Digital Mixing Console

*FOH Processing:*

(1) EAW UX-8800

*Speakers:*

(24) EAW KF730 3-way Line Array Modules

(8) EAW SB1002 low frequency speakers

(4) EAW JF80 front fill speakers

*Delay Speakers:*

(6) EAW KF300e 3-way full range speakers

*Amplifiers:*

(12) Crown Model Macro-Tech i Series power amplifiers

*Monitor Mixer:*

(1) Yamaha M7CL Digital Mixing Console

*Monitor Amps:*

(8) QSC 1.6 & (2) QSC 3.4 & (2) QSC 6.0

*Monitor Processing:*

(4) dbx DriveRack Venu360 Processors

*Monitor Speakers:*

(8) EAW SM-260iV & (6) EAW SM-200iH

(4) EAW KF300e / SB330e full range stacks

(6) JBL VP 7212MDP powered wedges

*Effects Playback System:*

Includes source equipment such as CD player/Recorder, cassette deck, DAT Player/Recorder

*Wireless Microphones:*

(8) Shure UHF-R wireless receivers (8)

lavaliere microphones and (8) Beta 58/87 hand held microphones

*Lobby Paging/Monitor Systems:*

The system allows for voice paging in the lobby areas, provides background music or serves as a lobby PA.

*Backstage Paging/Monitor Systems:*

The system allows for voice paging throughout the backstage support areas. In addition, the monitor system receives the program originating onstage and distributes this to selected backstage areas.

*Misc. Equipment:*

A full range of microphones, stands, snakes, patch cords, direct boxes and stage power drops are available.

**1.14 Production Intercom System**

ClearCom 4-channel master station system with hard-wired locations throughout the theater and wall speaker stations in some backstage areas. Equipment includes belt-packs, headsets. The system will also allow for voice paging in selected areas from a remote master station.

**1.15 Assisted Hearing System**

One RF transmitter and several RF receivers with ear buds are available upon patron request.

\* A mono show feed from visiting acts is required to stay compliant with SC ADA laws.  
\*

**1.16 Lighting**

*Operator's Console:*

Grand MA II Ultra-Light Console w/ six universes

*Dimmers:*

ETC Sensor Dimmer Racks (672 dimmers)

*Master Preset Station:*

Simple house and stage work lighting control station for non-console control.

*Stage Lighting Instruments:*

1. (24) Chauvet Colordash ParQuad 18 Mounted on four bars.
2. (8) Martin MAC 101 wash fixtures
3. (4) Martin MAC 350 Entour spots
4. (20) ETC S4 10° Ellipsoidal Spotlight, 10 degree, 575W lamp
5. (70) ETC S4 19° Ellipsoidal Spotlight, 19 degree, 750W lamp
6. (70) ETC S4 26° Ellipsoidal Spotlight, 26 degree, 575W lamp
7. (50) ETC S4 36° Ellipsoidal Spotlight, 36 degree, 575W lamp
8. (10) ETC 25/50° Ellipsoidal Zoom Spotlight, 25-50 degree, 575W lamp
9. (50) Altman 75Q Fresnel Spotlight, 8 inch, 1000W lamp
10. (20) Altman 1KAF Fresnel Spotlight, 6 inch, 1000W lamp
11. (65) ETC Source 4 PARs - 575W lamp Mounted on 6 channel bars
12. (14) Altman SC-02H. SkyCyc, 1500W, 2-circuit (6<sup>th</sup> electric)
13. (4) Strong International Short Throw Super Trouper Follow spot, 2KW Xenon
14. Equipment (as available): top hats, donuts, gobo holders, drop in iris etc.

## 1.17 Electrical

---

<u>Quantity</u>	<u>Type</u>	<u>Phase</u>	<u>Location</u>
(3)	400-amp	3-phase	Downstage right, 50' from downstage center
(1)	200-amp	3-phase	Downstage right
(1)	400 amp	3-phase	Downstage left 50' from downstage center
(1)	200-amp	3-phase	Downstage left (Audio)
(1)	250-amp	3-phase	Bus Power, Loading Dock (8) 50 amp outlets

All service voltage is 120/208. Show power disconnects equipped with Camlock connectors with reverse neutral and ground.

## 1.18 Rigging

---

*Grid:* Structural steel at 73' 6" above stage floor  
 Channel grid at 67' above stage floor  
 Total grid measurements: 106' x 42'

*Downstage of proscenium:* Beams at 40' 9" above stage floor.

*Stage Rigging:* The stage rigging system consists of (66) single purchase counter-weight sets, including 1 dual batten stage electric set (6<sup>th</sup> Elec), (2) dual batten powered light ladder sets and (2) tab sets. Also includes drop box rigging (14 sets) for the stage lighting drop boxes.

Batten length (typical) is 70', 1 1/2" schedule 40 pipe with 2,300# weight limit.

Flyrail is located stage right at stage level.

*Stage Curtains:* Act Curtain, (2) Traveler sets, blue cyc, black scrim, light blue scrim, side tab curtains and (6) sets of borders and legs for stage masking.

DRAPERY	MATERIAL	COLOR	LGT.	HGT.	PANELS	FULLNESS
Fire Curtain	Fiberglass	Natural	63'	27'	1	None
Valence	Velour	Red	70'	12'	1	50%
Act Curtain	Velour	Red	37'	26'	2	100%
Legs	Velour	Black	12'	26'	12	None
Borders	Velour	Black	35'	12'	6	None
Mid Stage Traveler	Velour	Black	37'	26'	2	50%
Up Stage Traveler	Velour	Black	43'	26'	2	50%
Cyclorama	Canvas	Lt. Blue	70'	30'	1	None
Scrim	Scrim	Lt. Blue	70'	30'	1	None
Scrim	Scrim	Black	70'	30'	1	None
Tabs	Velour	Black	12'	26'	6	None
Orch. Pit Curtain	Velour	Black	20'	7'	3	None

### **1.19 Stage Riser**

---

- 4' x 8' sections, 12" high (6 total)
- 4' x 8' sections, adjustable from 16" to 24" high (20 total)
- 4' x 8' sections, adjustable from 24" to 32" high (26 total)
- 4 tier choral riser, 96-120 capacity
- 3-tier seated riser, 96-192 capacity

### **1.20 Equipment/Services**

---

*Piano:* Yamaha U-1 (Upright)

*Piano Tuning:* Available on request

*Music Chairs:* (85) Wenger Musician chairs

*Music Stands:* (65) Manhasset music stands with 25w bulb lights

*Conductors Stand:* (1) Dual level Wenger Podium with music stand

*Pipe & Drape:* Black 8' and 3' available

*Tables:* 6' & 8' rectangular and 66" & 72" rounds

*Chairs:* Folding and hard back

### **1.21 Forklifts**

---

Two Yale CNG forklifts with 5,000 lb. basic load capacity and 14' lift are available at the Facilities. **Forklifts may not be used on the stage.** One set of five-foot fork extensions.

### **1.22 Parking**

---

Service yard has space and shore power for approximately eight buses and/or trucks. Service area is secured and lighted. Adjacent parking lot provides ample additional parking.

### **1.23 Truck Staging**

---

Truck staging area is approximately 180' x 90'

### **1.24 Internet**

---

Wireless and hardwire internet is available in backstage, on stage, FOH and lobby areas.



## Rules & Regulation

- 1) The theatre normally opens thirty (30) minutes prior to the scheduled performance. All set-up and sound checks must be complete by this time.
- 2) The Licensee shall not allow nails, tacks, stage screws or similar articles to be driven or placed in any part of the building without prior approval of the House Technical Director.
- 3) All scenery and paraphernalia shall be fireproofed by the Licensee to satisfy legal standards and the highest standards of accepted contemporary practice.
- 4) All smoke effects and pyrotechnics must be pre-approved. See Facility User Guide.
- 5) Remaining programs, inserts or other items left behind after the final performance will be discarded within 24 hours of that performance, unless written arrangements have been made.
- 6) The Licensee will submit a "late seating" policy to the House Manager no later than two (2) hours prior to the event.

## 2.0 RIGGING SCHEDULE

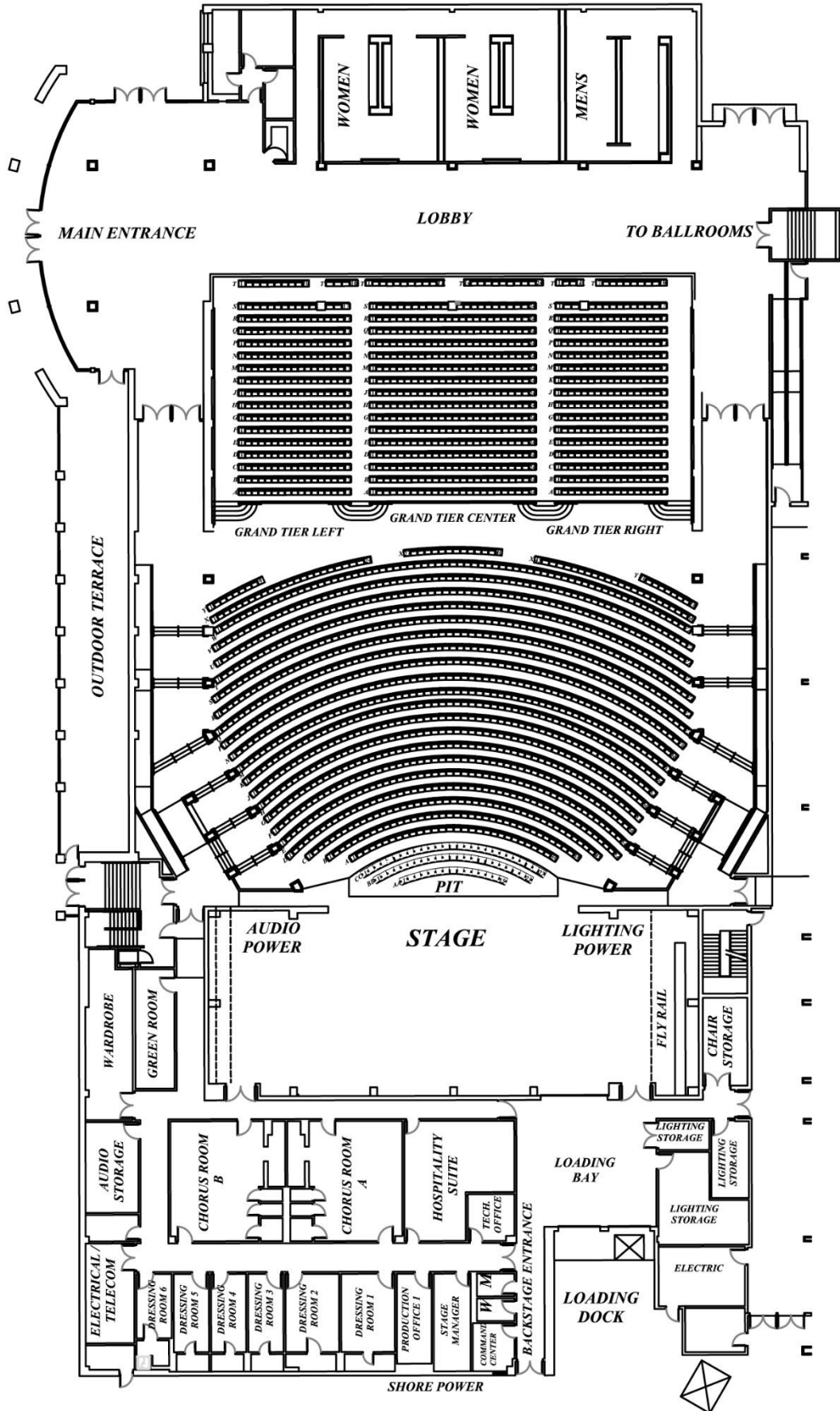
Line Set #	Description	Location
1	Fire Safety Curtin	0' - 3"
2	Valance	1' - 0"
3	Act Curtin	1' - 6"
4	Legs	2' - 0"
5		2' - 6"
6		3' - 0"
7	1st Electric	3' - 6"
8		5' - 0"
9		5' - 6"
10		6' - 6"
11		7' - 0"
12		7' - 6"
13	Border	8' - 0"
14	Legs	8' - 6"
15		9' - 0"
16		9' - 6"
17	2nd Electric	10' - 0"
18		11' - 0"
19		11' - 6"
20		12' - 6"
21		13' - 0"
22		13' - 6"
23	Border	14' - 0"
24	Legs	14' - 6"
25		15' - 0"
26		15' - 6"
27	3rd Electric	16' - 0"
28		17' - 0"
29		17' - 6"
30	House Movers	18' - 6"
31		19' - 0"
32		19' - 6"
33		20' - 0"
34		20' - 6"
35	Border	21' - 0"

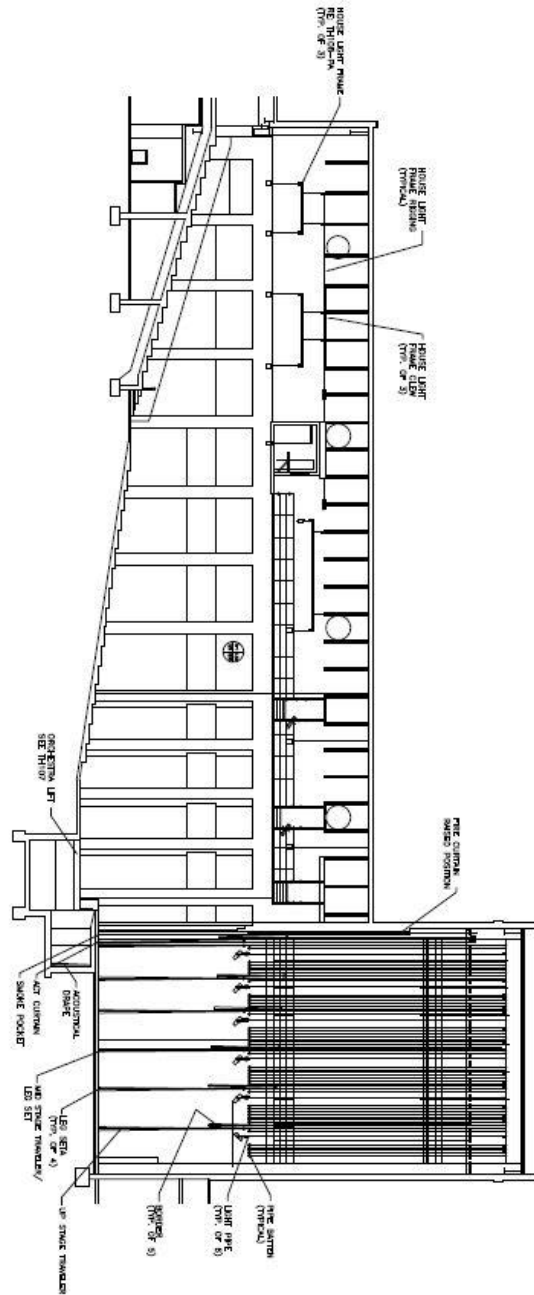
Line Set #	Description	Location
36	Mid Stage Traveler	21' - 6"
37		22' - 0"
38		22' - 6"
39	4th Electric	23' - 0"
40		24' - 6"
41		25' - 0"
42		25' - 6"
43		26' - 0"
44		26' - 6"
45		27' - 0"
46		27' - 6"
47	Boarder	28' - 0"
48	Legs	28' - 6"
49		29' - 0"
50		29' - 6"
51	5th Electric	30' - 0"
52		31' - 0"
53		31' - 6"
54		32' - 0"
55		32' - 6"
56		33' - 0"
57		33' - 6"
58		34' - 0"
59	Boarder	34' - 6"
60	Up Stage Traveler	35' - 0"
61	SR Light Ladder	36' 6" Right of CL
62	SR Tab Set	38' 0" Right of CL
63		36' - 6"
64	6th Electric	37' - 0"
65		38' - 0"
66		38' - 6"
67	Blue Cyc	39' - 0"
68	Full Black	39' - 6"
69	SL Light Ladder	36' 6" Left of CL
70	SL Tab Set	38' 0" Left of CL

NOTE: Line set Travel: 1-5, 8-10= 54'  
6-7, 11-70= 60'

High Trim is 64 feet.

### 3.0 FLOOR PLAN





LONGITUDINAL SECTION — LOOKING STAGE RIGHT  
 SCALE: 1/8" = 1'-0"

SECTION 2.10.00  
 SECTION 2.10.00  
 SECTION 2.10.00

ARCHITECT  
 CONSULTANT  
 CONTRACTOR  
 PLANS —  
 LIFT PIT  
 &  
 STAGE  
 LEVELS  
 11-00-19A

DATE  
 2014.10.02  
 DRAWN  
 11-00-19A  
 CHECKED  
 11-00-19A  
 REVISION

PERFORMING ARTS  
 CENTER  
 CITY OF NORTH CHARLESTON, SC.

**LPK**  
 HELMUTH OBATA KASSABAUM ARCHITECTS  
 GREENVILLE, SOUTH CAROLINA

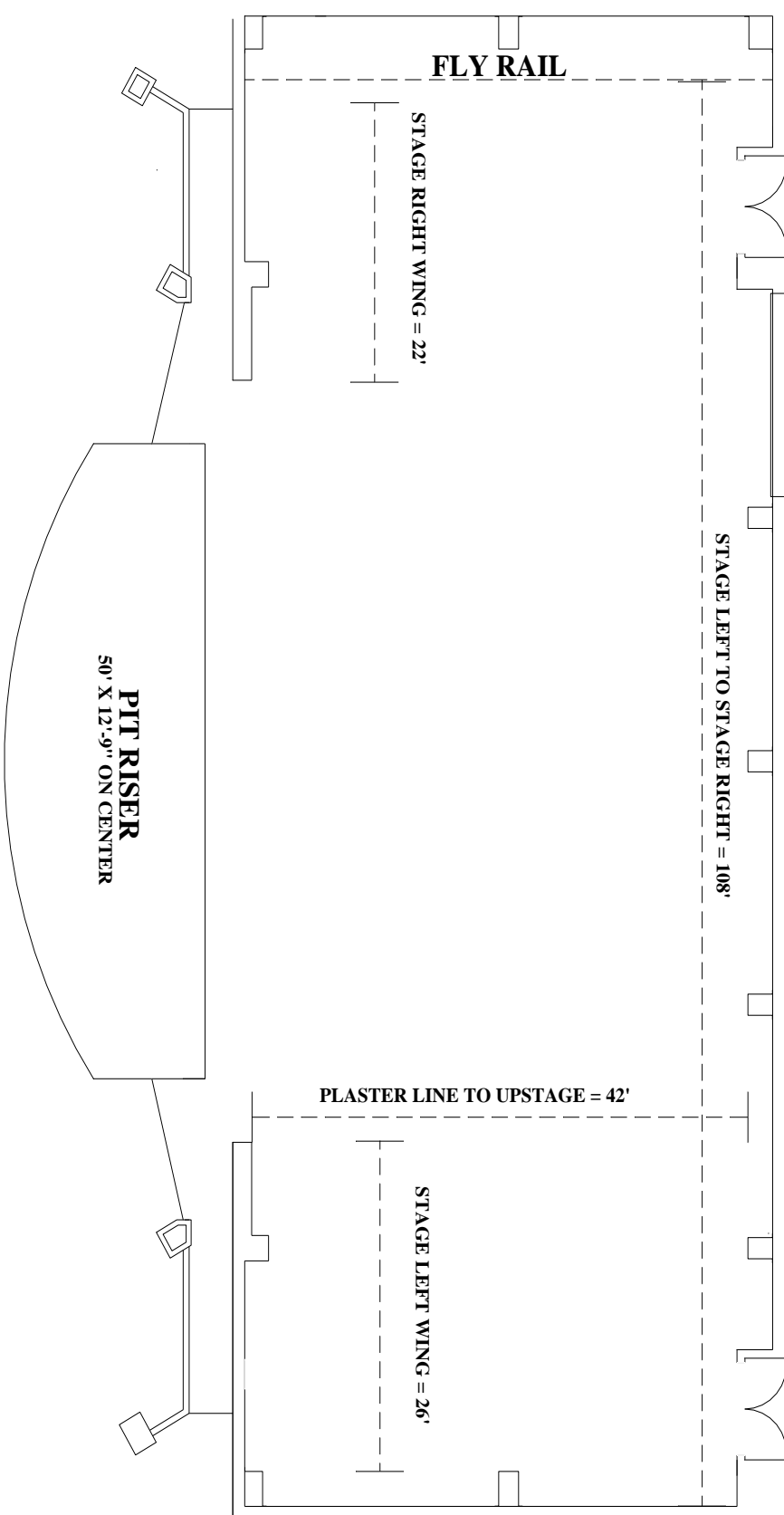
**LSBP**  
 ARCHITECTS  
 ARCHITECTS • PLANNERS • INTERIORS • DESIGNERS • LANDSCAPE ARCHITECTS

# 4.0 STAGE PLAN

## PAC Stage Specs

**STAGE SIZE = 108' X 42'**      **APRON = 72' X 4'**  
**STAGE HEIGHT = 3' 6"**      **FLOOR TYPE = PINE STRIP FLOOR**  
**PROSCENIUM WIDTH = 60'**      **PROSCENIUM HEIGHT = 25'**  
**GRID SIZE = 106' X 42'**      **GRID HEIGHT = 67'**

**CARGO DOOR**  
**16' X 16'**



# 5.0 DRESSING ROOMS

**Dressing Room One**



**Dressing Room Two**



**Dressing Rooms Three through Six**




**Chorus Rooms 1 & 2**



**Green Room**



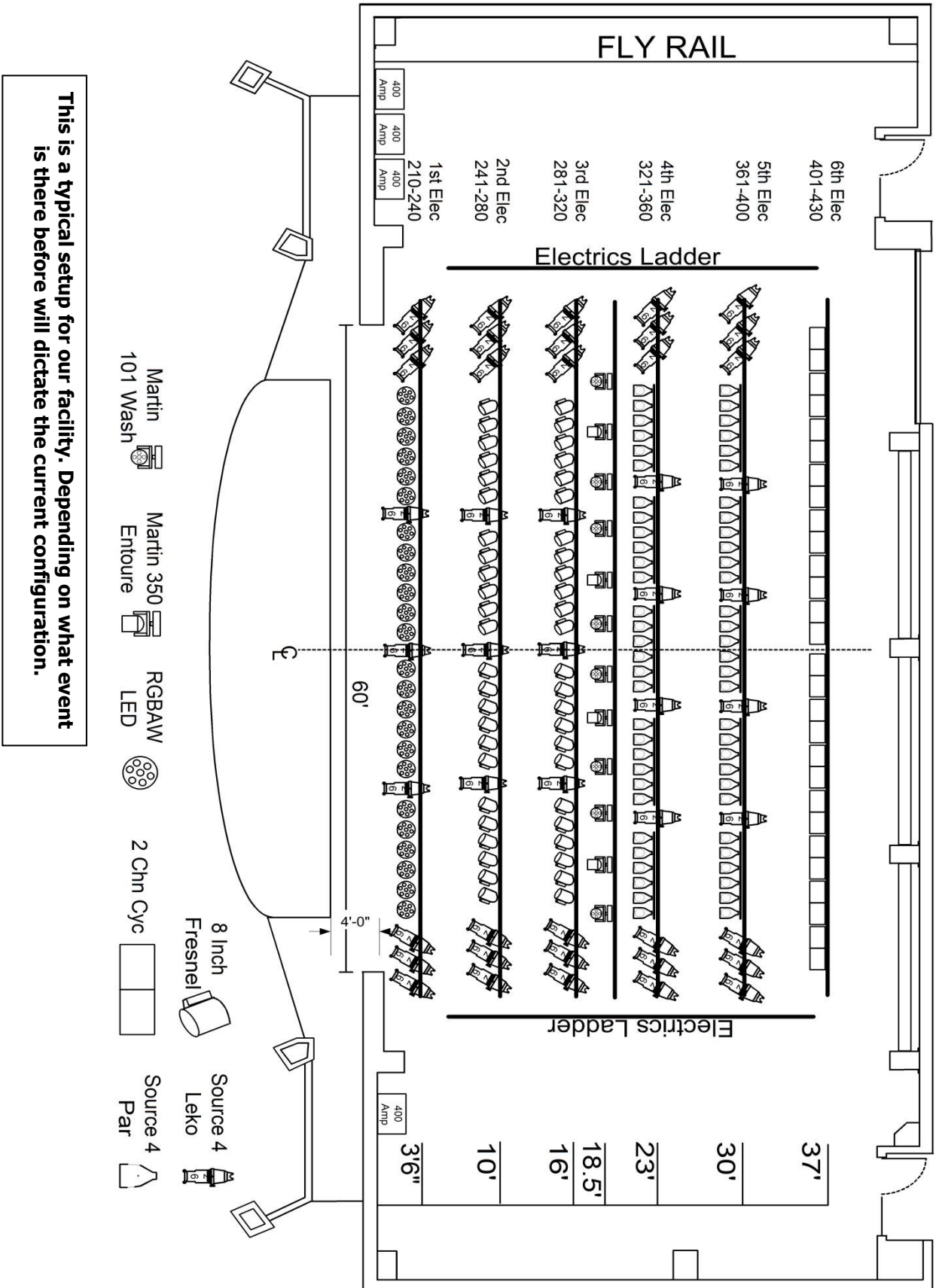
**Wardrobe**



**Looking at stage from Loading Dock door**



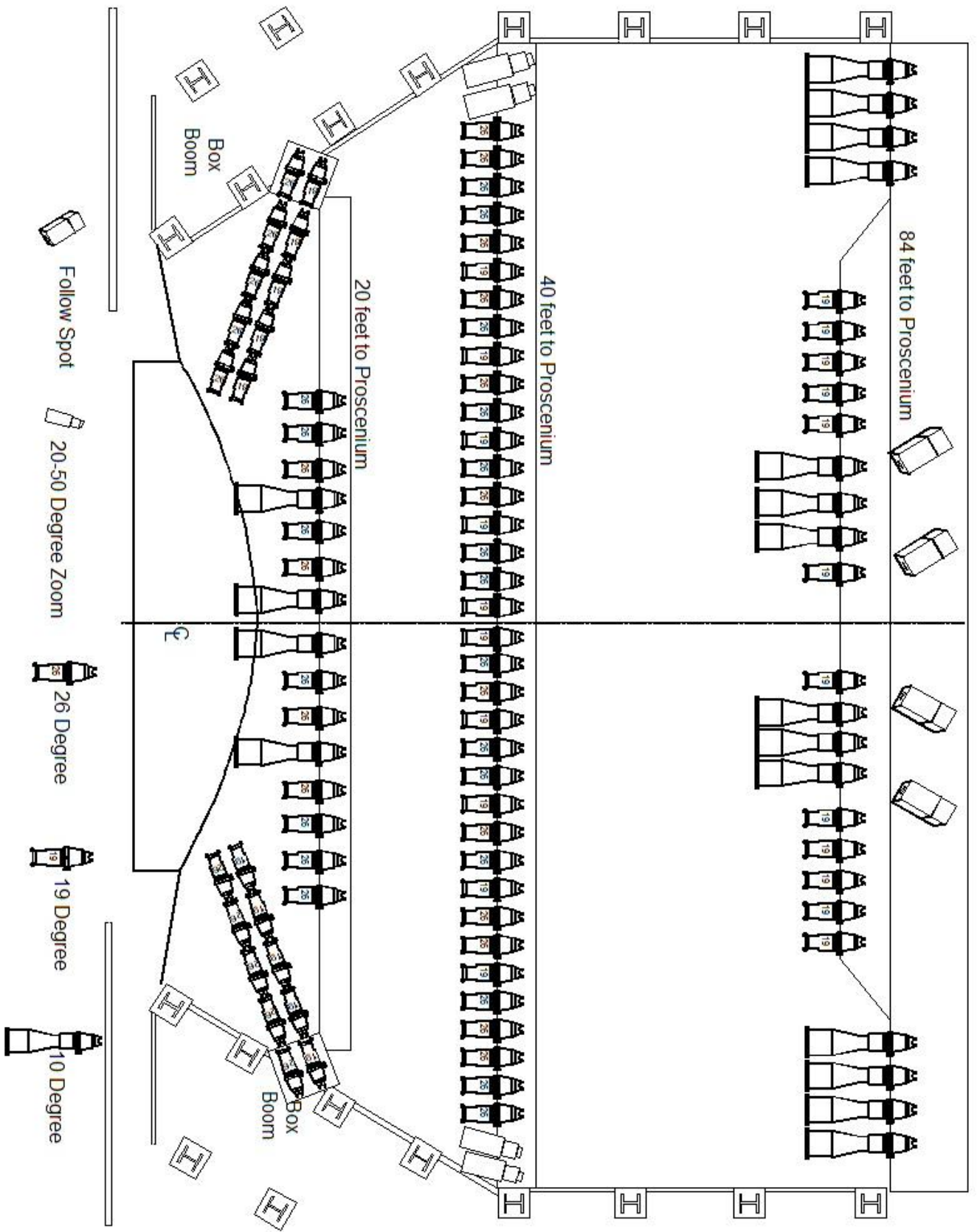
# 6.0 LIGHTING



This is a typical setup for our facility. Depending on what event is there before will dictate the current configuration.

- Martin 101 Wash
- Martin 350 Entoure
- RGBAW LED
- 2 Chn Cyc
- 8 Inch Fresnel
- Source 4 Leko
- Source 4 Par







# 7.0 PARKING GUIDE

North Charleston Coliseum/Convention Center/Performing Arts Center/Montague Terrace

## PARKING GUIDE

