

Calling all Best of Broadway fans!

We are so excited to present you with the 2023-24 Best of Broadway season!


In order to ensure you receive your tickets and all important information, please make sure you **sign into your Account Manager account** and **update your mailing address** and other personal information.

Your entire season packet will be sent to the mailing address in your account, so if you've moved or made a payment using a card with a different billing address, you **must** update your address – otherwise you will not receive your materials.

We also must have a way to contact you, so please make sure your phone number and email address are up to date.

To log into your account and update your information, follow these steps:

1. Sign in here: <https://am.ticketmaster.com/nccpac/>.



2. If you've forgotten your password, you can reset it here.

Sign In to North Charleston Coliseum and Performing Arts Center

Powered by *ticketmaster*

Important Account Update

You can now use the same email and password for both your North Charleston Coliseum and Performing Arts Center ticket account and your Ticketmaster account.

North Charleston Coliseum and Performing Arts Center ticket holder? Use your existing email to sign in and update your password if prompted.

New here? Use your Ticketmaster email and password.

[Learn More](#)

Email Address

Password

 SHOW

Remember Email

[Forgot Password?](#)

By continuing past this page, you agree to the [Terms of Use](#) and understand that information will be used as described in our [Privacy Policy](#).

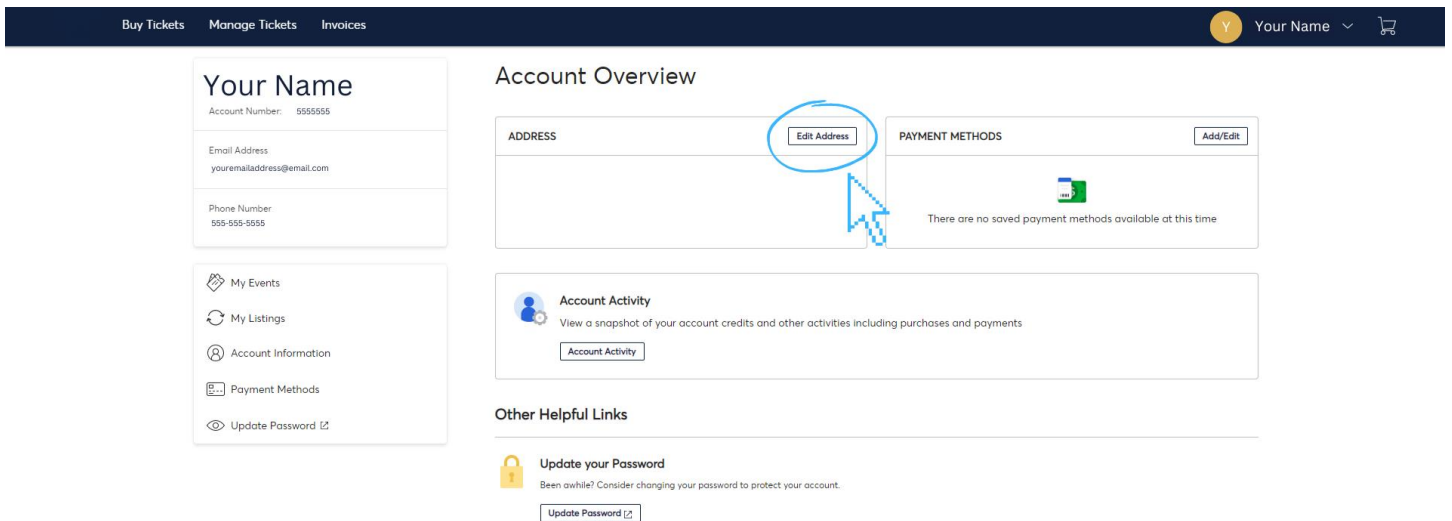
New to Ticketmaster? [Sign Up](#)

[Sign In](#)

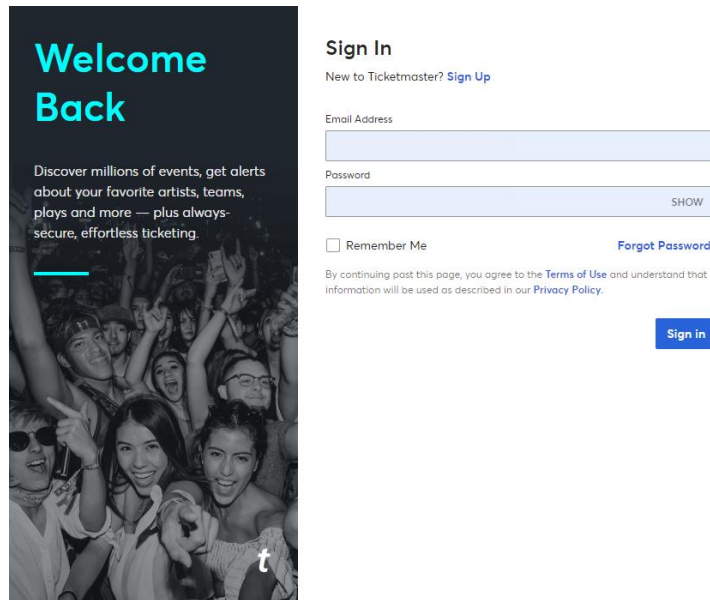
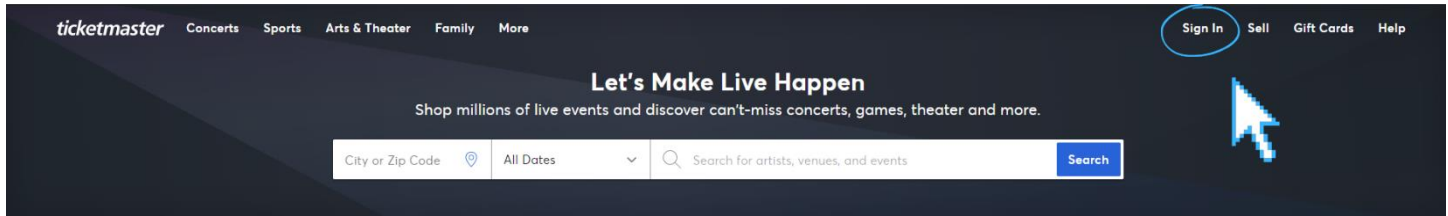
3. Select "My Profile" in the top right hand corner.



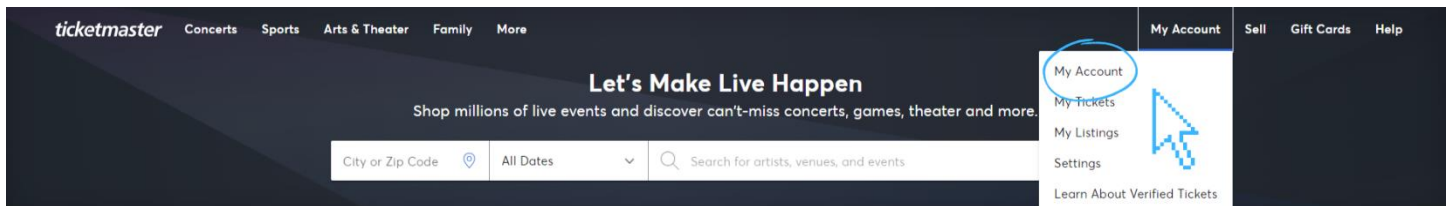
4. Edit your mailing address.



5. If your email address or phone number need to be updated, visit ticketmaster.com and sign in. Your email address and password match your Account Manager log in.



6. Select "My Account".



7. Edit Profile as necessary.

Account Overview

The image shows the 'Account Overview' page. On the left, a profile card displays 'Your Name' with an 'Edit Profile' button circled in blue. Below the name are fields for 'Email Address' and 'Phone Number', each with an 'Edit' link. A blue mouse cursor is pointing at the 'Edit Profile' button. The main content area features a 'Your Next Event' section with a concert photo and a 'Quick Tips' section with three items: 'Transfer Your Tickets', 'Account Health Check-Up', and 'The Ticketmaster App'. Each tip includes a brief description and a corresponding button.